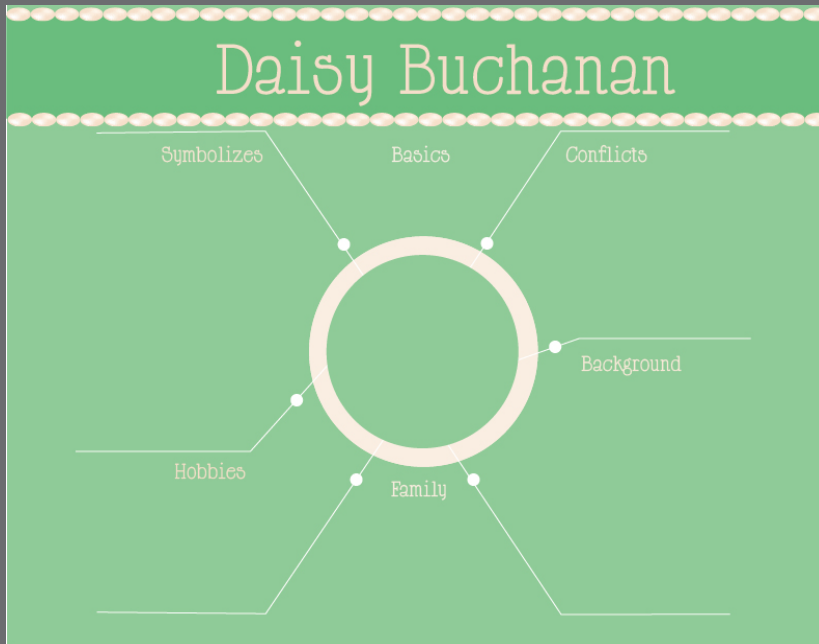


Character Infographics

The Great Gatsby

E. Scott
Fitzgerald



How do I use Character Infographics with my students?

Character Infographics are a fun take on character maps. They are modern and allow students to present a finalized picture of a character in a neat, orderly manner.

They allow flexibility for teachers, too. Grade students on effort, creativity, information given, or any combination. Plus, they can be used any time during a novel study: to review, to emphasize a character after a specific chapter, or to analyze a character together. Use these as individual work or a cooperative learning experience. Combine the different ideas students share about characters and create a master infographic as a class, together. Since infographics are visuals, hang them to showcase student learning.

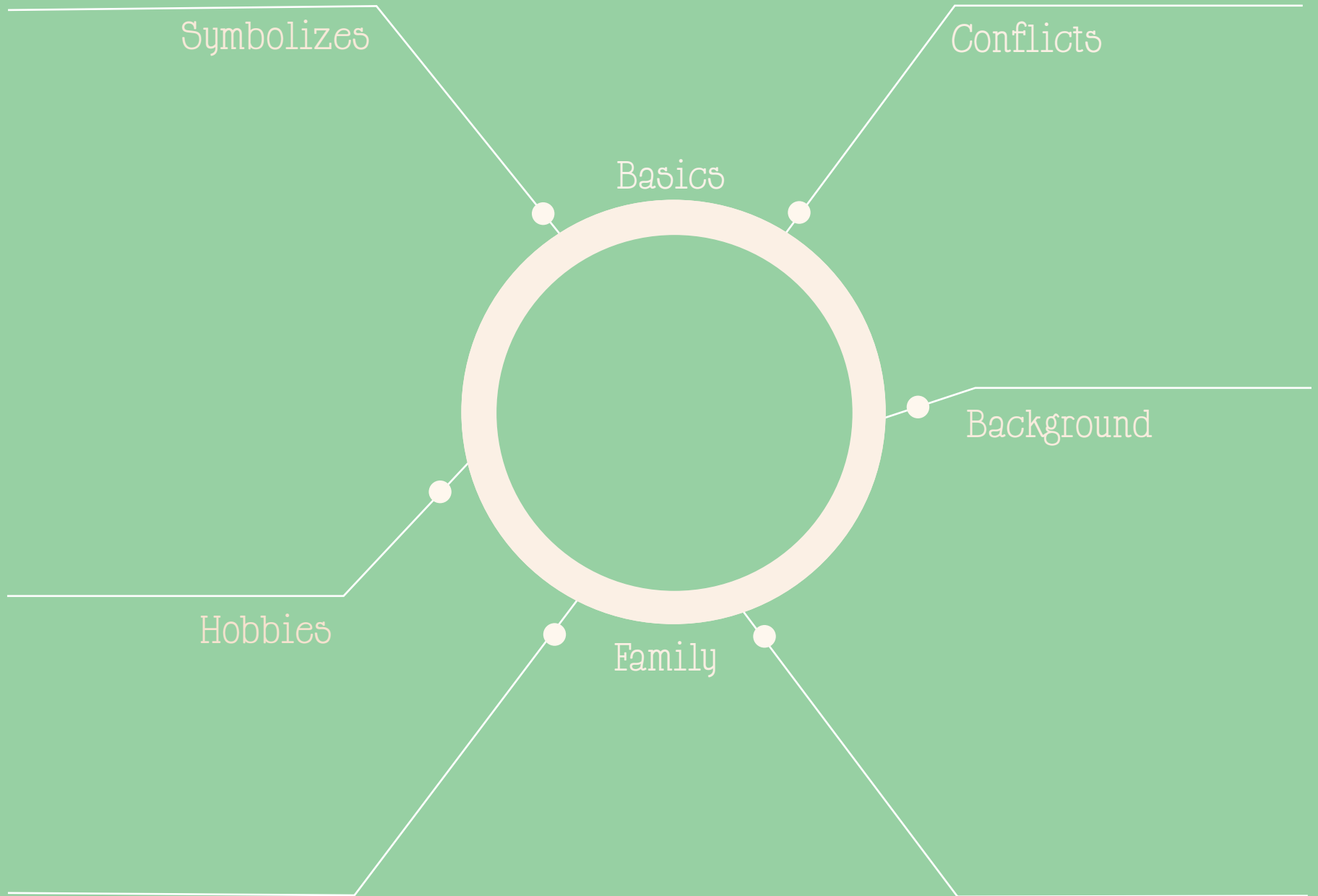
Students see infographics across the web. When they make their own for characters, students will be analyzing details and having fun, while participating in a familiar format.

You can make a copy of the digital version here:

https://docs.google.com/presentation/d/1J_IB0yoioBJ4wQxZF-zDDPoCaZxoGz0ld3X-AdU-IYA/copy

Please email me with questions or comments: lauralee@languageartsclassroom.com


Daisy Buchanan



FAQs

Symbolizes

Conflicts



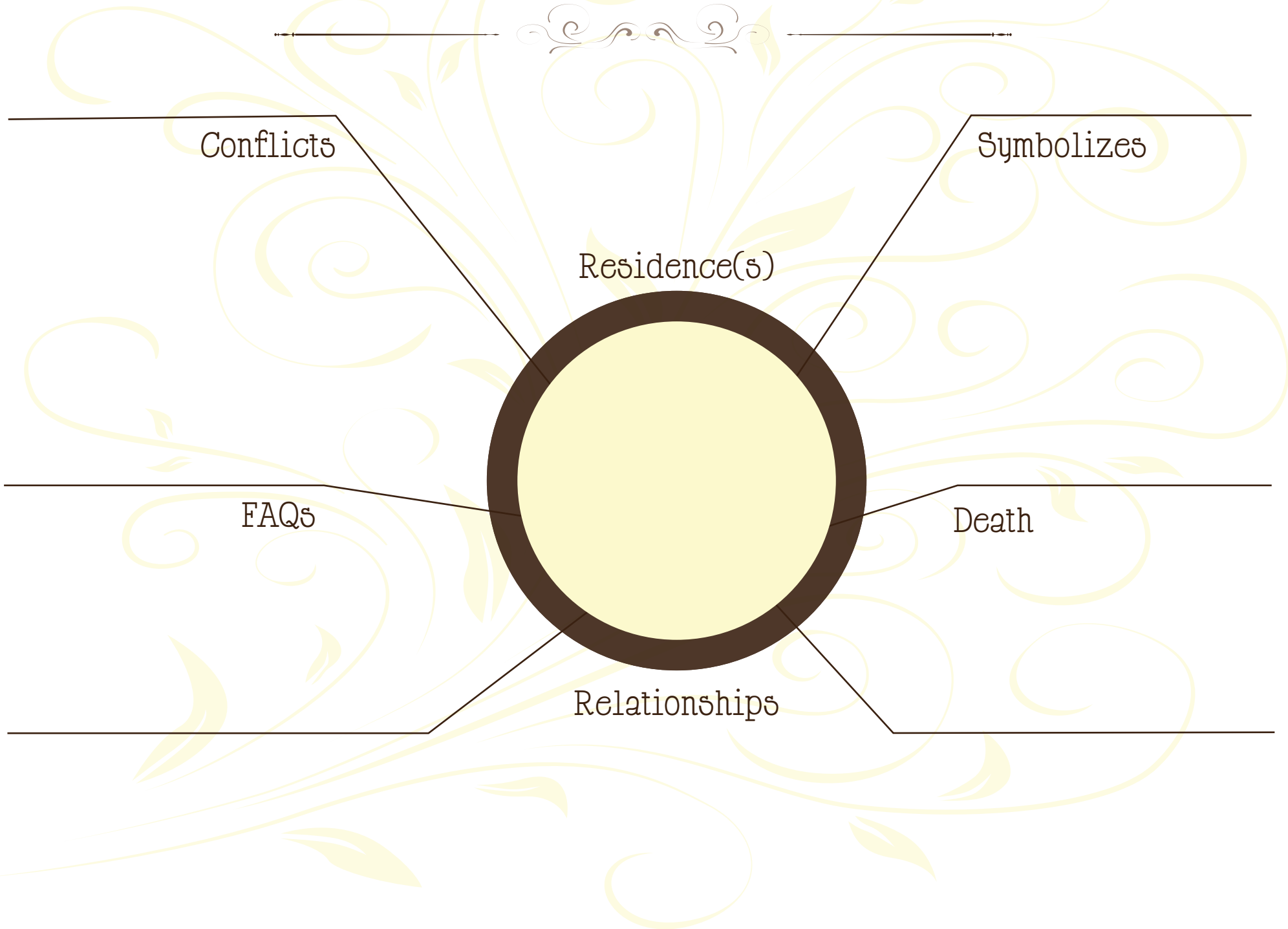
Treated by Others

Rumors

Friends

Jordan Baker

Myrtle Wilson



Conflicts

Symbolizes

Residence(s)

FAQs

Death

Relationships

Nick Carraway

Conflicts


Symbolizes

Basics


Relationships

Background

Family

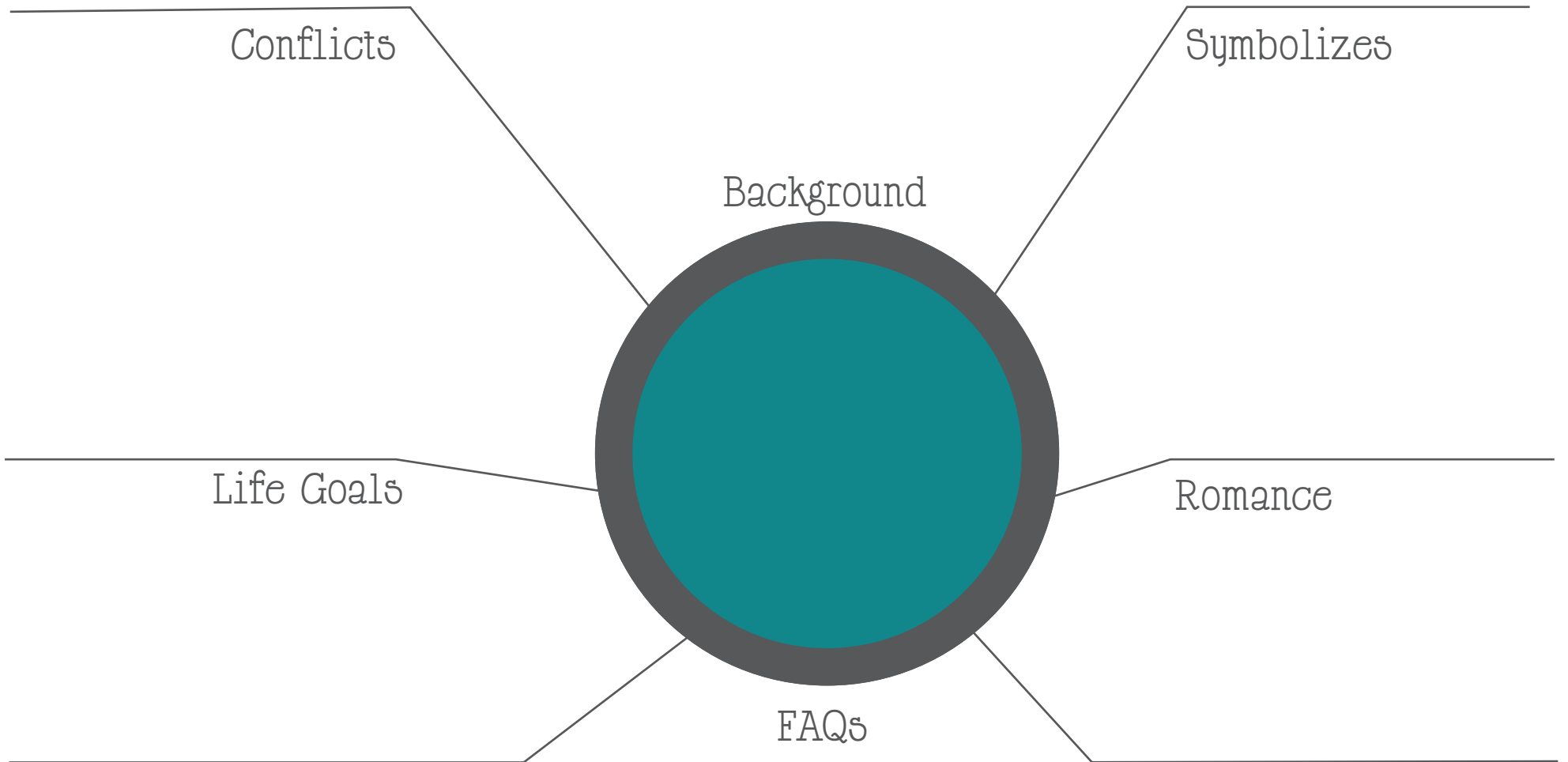


Tom Buchanan





Jay Gatsby



LANGUAGE ARTS CLASSROOM, LLC

Thanks for the download!

PLEASE READ THIS TERMS OF USE TO PROTECT MY WORK AND LICENSING PERMISSIONS.

I appreciate your support and want you to be happy with your purchase. If for any reason you are unhappy, need a change in font/sizing, or would like a different format, please email me at lauralee@languageartsclassroom.com

I have a license for images, fonts, and graphics. Therefore:

Purchase of this product is for use by one classroom/ one homeschool.

Additional licenses for schools or departments may be purchased (at a discounted rate) on TpT.

This material may not be posted on the Internet or disseminated in any other form for general audiences.

You MAY share this document with parents and students for home-use via print-outs, email, or Google Classroom.

TIPS:

✎ If you leave feedback on a purchase, you also earn credit with TpT for future purchases.

✎ Follow me on TpT. (Click the **green star**.) You'll get fast updates this way.

✎ Would you like two dozen free downloads? Subscribing to my blog has benefits! [Sign-up](#), and I'll send you directions to visit my subscriber-only library.

As always, please contact me with any questions or concerns!

Thanks again,

Lauralee, Language Arts Classroom

Thanks for the download!

CHECK OUT THESE BLOG POSTS TO HELP ENGLISH TEACHERS:



fun activities TEACHING PUNCTUATION



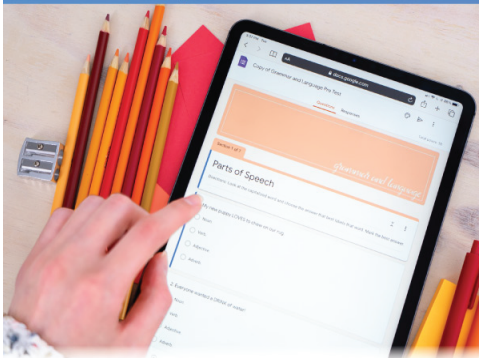
FIRST CHAPTER FRIDAY a teacher's complete guide



the importance of MEDIA LITERACY for secondary students


These are other language arts activities:

digital & editable




GRAMMAR PRE & POST TEST SELF-GRADING

digital & print



COORDINATE ADJECTIVES TASK CARDS & WORKSHEET

digital & print



VERBALS: GERUNDS, PARTICIPLES, INFINITIVES COMPLETE UNIT

digital & print



LITERARY GRAPHIC ORGANIZERS COMPLETE BUNDLE

ETHOS PATHOS LOGOS

Looking at Persuasive
Techniques in Commercials



CREATIVE WRITING BUNDLE DIGITAL LESSONS