

TIPS FOR COLORING SHEETS

Here are some ideas I've found helpful!

- Have students keep their note sheets out as they complete the sentences.
- Allow students to color the general areas of the numbered selection.
- Encourage students to consult the sentences as they color. This will minimize coloring errors and reinforce the concepts.
- For pages that have limited color choices, encourage students to use different shades of the assigned color.
- Ask students to personalize the sheets: color with stripes, dots, or zigzags.
- Have students mark the number with the correct color before they begin their coloring sheet.
- These activities work well as station activities or as partner work.
- Save yourself time; show students the final pictures (included as a PDF) to check their work.
- Use the final products as decor in the secondary classroom!!
- Looking for research to support coloring sheets in your lesson plans? I've got you covered:

<http://languageartsclassroom.com/2016/01/coloring-sheets-for-older-students.html>

As always, thanks for inviting me into your classroom!

Lauralee ~ Language Arts Classroom



Parts
of a
Sentence

Parts of a Sentence



Parts
of a
Sentence

PARTS of a SENTENCE

Directions: Identify the underlined word as the sentence's subject, direct object, indirect object, predicate noun, or predicate adjective. Then color the leaves by matching the code to the colors.

1. Jake handed Mae her tablet.
2. Yesterday, Harrison and his dad shopped for new baseball gear.
3. Blake loves her new dog.
4. Weston is my partner in chemistry.
5. For his birthday, Juan asked for sneakers.
6. Candice visited her brother in Chicago.
7. Instead of running, Jordan bicycled around town.
8. Abigail distributed the pizza for the hungry softball team.
9. Mikey attends karate on Thursdays.
10. Eric was a junior last year.
11. Kevin jammed his clothes in the suitcase.
12. Herman gave Irene a cookie.
13. The students are happy about the movie day.
14. Our dad earned a bonus at work; the family was joyful for him!
15. Please water the bushes.

COLOR KEY

subject = orange

direct object = yellow

indirect object = green

predicate noun = brown

predicate adjective = red

PARTS of a SENTENCE

Directions: Identify the underlined word as the sentence's subject, direct object, indirect object, predicate noun, or predicate adjective. Then color the leaves by matching the code to the colors.

1. Jake handed Mae her tablet. **indirect object**
2. Yesterday, Harrison and his dad shopped for new baseball gear. **subject**
3. Blake loves her new dog. **direct object**
4. Weston is my partner in chemistry. **predicate noun**
5. For his birthday, Juan asked for sneakers. **subject**
6. Candice visited her brother in Chicago. **direct object**
7. Instead of running, Jordan bicycled around town. **subject**
8. Abigail distributed the pizza for the hungry softball team. **direct object**
9. Mikey attends karate on Thursdays. **direct object**
10. Eric was a junior last year. **predicate noun**
11. Kevin jammed his clothes in the suitcase. **subject**
12. Herman gave Irene a cookie. **indirect object**
13. The students are happy about the movie day. **predicate adjective**
14. Our dad earned a bonus at work; the family was joyful for him! **predicate adjective**
15. Please water the bushes. **direct object**

COLOR KEY

subject = orange direct object = yellow indirect object = green
predicate noun = brown predicate adjective = red

Thanks for the download!

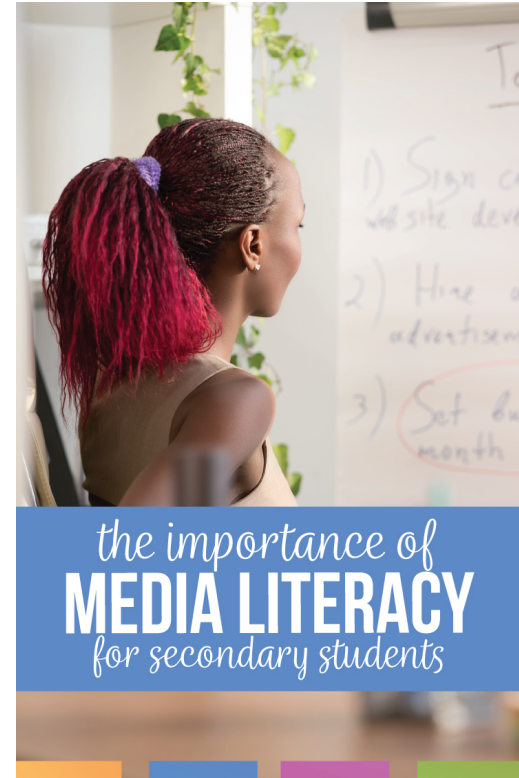
CHECK OUT THESE BLOG POSTS TO HELP ENGLISH TEACHERS:



fun activities
TEACHING PUNCTUATION



FIRST CHAPTER FRIDAY
a teacher's complete guide




the importance of
MEDIA LITERACY
for secondary students

These are other language arts activities:




digital & editable

GRAMMAR PRE & POST TEST
SELF-GRADING



digital & print

COORDINATE ADJECTIVES
TASK CARDS & WORKSHEET



digital & print

VERBALS: GERUNDS, PARTICIPLES, INFINITIVES
COMPLETE UNIT



digital & print

LITERARY GRAPHIC ORGANIZERS
COMPLETE BUNDLE



**ETHOS
PATHOS
LOGOS**

Looking at Persuasive
Techniques in Commercials



CREATIVE WRITING BUNDLE
DIGITAL LESSONS

LANGUAGE ARTS CLASSROOM, LLC

Thanks for the download!

PLEASE READ THIS TERMS OF USE TO PROTECT MY WORK AND LICENSING PERMISSIONS.

I appreciate your support and want you to be happy with your purchase. If for any reason you are unhappy, need a change in font/sizing, or would like a different format, please email me at lauralee@languageartsclassroom.com

I have a license for images, fonts, and graphics. Therefore:

Purchase of this product is for use by one classroom/ one homeschool.

Additional licenses for schools or departments may be purchased (at a discounted rate) on TpT.

This material may not be posted on the Internet or disseminated in any other form for general audiences.

You MAY share this document with parents and students for home-use via print-outs, email, or Google Classroom.

TIPS:

✎ If you leave feedback on a purchase, you also earn credit with TpT for future purchases.

✎ Follow me on TpT. (Click the **green star**.) You'll get fast updates this way.

✎ Would you like two dozen free downloads? Subscribing to my blog has benefits! [Sign-up](#), and I'll send you directions to visit my subscriber-only library.

As always, please contact me with any questions or concerns!

Thanks again,

Lauralee, Language Arts Classroom