



falling for

Prepositions

interactive notebook activity

Language Arts Classroom

Falling for Prepositions


Interactive Pieces

Teaching Ideas:

1. For students learning about prepositions, this activity will familiarize them with a dozen prepositions. Students can place the leaves in the proper locations in relation to tree and its branches.
2. For students who need a review of prepositions, this activity can be altered, especially for older students. Students can add the sky and ground, which will provide them with other locations for placing the leaves.
3. Students can verbalize their answers to you as additional practice.
4. Decorate your classroom with finished products.
5. Ask students to write a story about their tree using prepositional phrases.

Note: For classes that do not use interactive notebooks, I have included a worksheet of the tree for students to use instead. You will not need to print both.

OTHER GRAMMAR/LANGUAGE INTERACTIVE PIECES FROM LANGUAGE ARTS CLASSROOM:



PREPOSITIONS INTERACTIVE NOTEBOOK PIECES FOR FALL

1. Cut around the tree. It is ok to have white space as you cut.
2. Adhere to the notebook.
3. Cut leaves, and add the prepositions to the tree—in location to the tree and branches.






FALLING FOR PREPOSITIONS

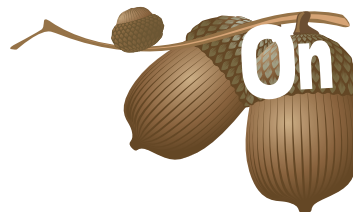
1. Cut the leaves.
2. Glue the prepositions to the tree, in location to the tree and branches.



Prepositions: Plain Leaves



Prepositions - Interactive Notebook Pieces



Prepositions - Interactive Notebook Pieces



LANGUAGE ARTS CLASSROOM, LLC

Thanks for the download!

PLEASE READ THIS TERMS OF USE TO PROTECT MY WORK AND LICENSING PERMISSIONS.

I appreciate your support and want you to be happy with your purchase. If for any reason you are unhappy, need a change in font/sizing, or would like a different format, please email me at lauralee@languageartsclassroom.com

I have a license for images, fonts, and graphics. Therefore:

Purchase of this product is for use by one classroom/ one homeschool.

Additional licenses for schools or departments may be purchased (at a discounted rate) on TpT.

This material may not be posted on the Internet or disseminated in any other form for general audiences.

You MAY share this document with parents and students for home-use via print-outs, email, or Google Classroom.

TIPS:

✎ If you leave feedback on a purchase, you also earn credit with TpT for future purchases.

✎ Follow me on TpT. (Click the **green star**.) You'll get fast updates this way.

✎ Would you like two dozen free downloads? Subscribing to my blog has benefits! [Sign-up](#), and I'll send you directions to visit my subscriber-only library.

As always, please contact me with any questions or concerns!

Thanks again,

Lauralee, Language Arts Classroom