



Thanks for the download!

CHECK OUT THESE BLOG POSTS THAT HIGHLIGHT GRAMMAR LESSON IDEAS:




HIGH SCHOOL GRAMMAR:
meaningful discussions & activities



free download!

teach

SENTENCE STRUCTURE:
SIMPLE, COMPOUND, COMPLEX, &
COMPOUND-COMPLEX



teaching the

8 PARTS OF SPEECH

TEACHING IDEAS FOR THE SECONDARY CLASSROOM

THESE ARE OTHER LANGUAGE ARTS ACTIVITIES:

digital & print




COMPLETE BUNDLE
GRAMMAR & WRITING ERRORS

digital & print



SENTENCE STRUCTURE
COMPLETE BUNDLE




GRAMMAR AND LANGUAGE

First
LANGUAGE ARTS CLASSROOM

GRAMMAR TEXTBOOK

5TH & 6TH GRADE | **INTERACTIVE NOTEBOOK**



GRAMMAR MANIPULATIONS
hands-on grammar



PARTS OF SPEECH
INFOGRAPHICS & PRESENTATION

LANGUAGE ARTS CLASSROOM, LLC

Thanks for the download!

PLEASE READ THIS TERMS OF USE TO PROTECT MY WORK AND LICENSING PERMISSIONS.

I appreciate your support and want you to be happy with your purchase. If for any reason you are unhappy, need a change in font/sizing, or would like a different format, please email me at lauralee@languageartsclassroom.com

I have a license for images, fonts, and graphics. Therefore:

Purchase of this product is for use by one classroom/ one homeschool.

Additional licenses for schools or departments may be purchased (at a discounted rate) on TpT.

This material may not be posted on the Internet or disseminated in any other form for general audiences.

You MAY share this document with parents and students for home-use via print-outs, email, or Google Classroom.

TIPS:

✦ If you leave feedback on a purchase, you also earn credit with TpT for future purchases.

✦ Follow me on TpT. (Click the **green star**.) You'll get fast updates this way.

✦ Would you like two dozen free downloads? Subscribing to my blog has benefits! [Sign-up](#), and I'll send you directions to visit my subscriber-only library.

As always, please contact me with any questions or concerns!

Thanks again,

Lauralee, Language Arts Classroom



ACTIVE & PASSIVE VOICE

Active and Passive Voice

Fall Coloring Sheet

Answer Key

1. The poodle's long lashes touched her brow. *active, orange*
2. The situation was complicated by poorly written text messages. *passive, green*
3. Two cups of flour were measured. *passive, green*
4. Keith's email did not convey an appropriate tone. *active, orange*
5. Lanie filled the cup with water and took a drink. *active, orange*
6. How do you sleep with all of that noise? *active, orange*
7. The house, a brick ranch, sits on a hill. *active, orange*
8. Yesterday, my parents signed paperwork for our new car. *active, orange*
9. In class, Janessa was jarred by the sudden noise. *passive, green*
10. After a long day, the sandbox was emptied of all toys. *passive, green*

Active, orange Passive, green

11. In this book, the conflict was quickly introduced. *passive, brown*
12. The small children and their caretakers did not care for the haunted house. *active, yellow*
13. For breakfast, mom made oatmeal with raisins and bananas. *active, yellow*
14. The directions for the writing assignment confused me. *active, yellow*
15. The restaurant employed a dessert chef. *active, yellow*
16. The posters on the wall were hung with care. *passive, brown*
17. The scratches were made by either the cat or the dog. *passive, brown*
18. After our walk, hot chocolate was consumed. *passive, brown*
19. The swing set was knocked over by the gust of wind. *passive, brown*
20. Our search and long walk yielded no apples from the orchard. *active, yellow*

Active, yellow Passive, brown



ACTIVE & PASSIVE VOICE

active & passive voice

Directions: Identify each sentence as using active or passive voice in the sentence. Then color the pumpkins and leaves by matching the code to the colors.

1. The poodle's long lashes touched her brow.
2. The situation was complicated by poorly written text messages.
3. Two cups of flour were measured.
4. Keith's email did not convey an appropriate tone.
5. Lanie filled the cup with water and took a drink.
6. How do you sleep with all of that noise?
7. The house, a brick ranch, sits on a hill.
8. Yesterday, my parents signed paperwork for our new car.
9. In class, Janessa was jarred by the sudden noise.
10. After a long day, the sandbox was emptied of all toys.

color key

active = orange

passive = green

active & passive voice

Directions: Identify each sentence as using active or passive voice in the sentence. Then color the pumpkins and leaves by matching the code to the colors.

11. In this book, the conflict was quickly introduced.
12. The small children and their caretakers did not care for the haunted house.
13. For breakfast, mom made oatmeal with raisins and bananas.
14. The directions for the writing assignment confused me.
15. The restaurant employed a dessert chef.
16. The posters on the wall were hung with care.
17. The scratches were made by either the cat or the dog.
18. After our walk, hot chocolate was consumed.
19. The swing set was knocked over by the gust of wind.
20. Our search and long walk yielded no apples from the orchard.

color key

active = yellow

passive = brown

TIPS FOR COLORING SHEETS

Here are some ideas I've found helpful!

- Have students keep their note sheets out as they complete the sentences.
- Allow students to color the general areas of the numbered selection.
- Encourage students to consult the sentences as they color. This will minimize coloring errors and reinforce the concepts.
- For pages that have limited color choices, encourage students to use different shades of the assigned color.
- Ask students to personalize the sheets: color with stripes, dots, or zigzags.
- Have students mark the number with the correct color before they begin their coloring sheet.
- These activities work well as station activities or as partner work.
- Save yourself time; show students the final pictures (included as a PDF) to check their work.
- Use the final products as decor in the secondary classroom!!
- Looking for research to support coloring sheets in your lesson plans? I've got you covered:

<http://languageartsclassroom.com/2016/01/coloring-sheets-for-older-students.html>

As always, thanks for inviting me into your classroom!

Lauralee ~ Language Arts Classroom