

TIPS FOR COLORING SHEETS

Here are some ideas I've found helpful!

- Have students keep their note sheets out as they complete the sentences.
- Allow students to color the general areas of the numbered selection.
- Encourage students to consult the sentences as they color. This will minimize coloring errors and reinforce the concepts.
- For pages that have limited color choices, encourage students to use different shades of the assigned color.
- Ask students to personalize the sheets: color with stripes, dots, or zigzags.
- Have students mark the number with the correct color before they begin their coloring sheet.
- These activities work well as station activities or as partner work.
- Save yourself time; show students the final pictures (included as a PDF) to check their work.
- Use the final products as decor in the secondary classroom!!
- Looking for research to support coloring sheets in your lesson plans? I've got you covered:

<http://languageartsclassroom.com/2016/01/coloring-sheets-for-older-students.html>

As always, thanks for inviting me into your classroom!

Lauralee ~ Language Arts Classroom



12

20

18

18

18

11

13

16

15

14

17

19

19



19

19

Sentence Structure Coloring Key

simple = yellow
compound = purple
complex = red
compound-complex = blue

tree background = green

Sentence Structure Coloring Key

simple = yellow
compound = purple
complex = red
compound-complex = blue

tree background = green

Sentence Structure Coloring Key

simple = yellow
compound = purple
complex = red
compound-complex = blue

tree background = green

Sentence Structure Coloring Key

simple = yellow
compound = purple
complex = red
compound-complex = blue

tree background = green

Sentence Structure

Directions: Decide if each sentence is simple, compound, or complex.

1. Every day, Ryan brings the library slip into second hour.
2. Amy assuaged her mother's fears concerning the trip.
3. Zoe doodled in her notebook, but she still took notes too.
4. Elizabeth and Jose both take night classes at the community college.
5. Bradyn didn't hear his alarm, so he was late for school.
6. Instead of eating, Brian fell asleep.
7. Preston shoveled the snow; Vikki salted the sidewalk.
8. Kyle and Joaquin both have math homework.
9. The family drove to Florida to find warm weather.
10. After winter vacation, the students prepped for the final semester.
11. The dog wore a cute sweater.
12. Before practice is over, explain where to meet for the game.
13. Until we talk to the principal, we will assume that school is in session.
14. Mom does not want any mud and snow in the house.
15. Gerald knew that George had a terrible cold.
16. Could I pack cocoa in my lunch box?
17. The sleeping bag, a ragged blue thing, is quite comfortable.
18. Although we were busy, we still built a fire in the fireplace.
19. Herman and Juan knew where the hidden candy was.
20. While Ben was at school, his younger sister made a paper snowman.



Sentence Structure

Directions: Decide if each sentence is simple, compound, or complex.

1. Every day, Ryan brings the library slip into second hour.
simple
2. Amy assuaged her mother's fears concerning the trip.
simple
3. Zoe doodled in her notebook, but she still took notes too.
compound
4. Elizabeth and Jose both take night classes at the community college.
simple
5. Bradyn didn't hear his alarm, so he was late for school.
compound
6. Instead of eating, Brian fell asleep.
simple
7. Preston shoveled the snow; Vikki salted the sidewalk.
compound
8. Kyle and Joaquin both have math homework.
simple
9. The family drove to Florida to find warm weather.
simple
10. After winter vacation, the students prepped for the final semester.
simple
11. The dog wore a cute sweater.
simple
12. Before practice is over, explain where to meet for the game.
complex
13. Until we talk to the principal, we will assume that school is in session.
complex
14. Mom does not want any mud and snow in the house.
simple
15. Gerald knew that George had a terrible cold.
complex
16. Could I pack cocoa in my lunch box?
simple
17. The sleeping bag, a ragged blue thing, is quite comfortable.
simple
18. Although we were busy, we still built a fire in the fireplace.
complex
19. Herman and Juan knew where the hidden candy was.
complex
20. While Ben was at school, his younger sister made a paper snowman.
complex



Sentence Structure Coloring Sheet

Directions: Identify if each sentence is simple, compound, complex, or compound-complex. Color the picture according to the key.

1. Noah gave the dog his bone.
2. While Jenny played piano, her mom folded laundry.
3. Becky had pizza, and Lily had a sandwich when their coach gave them a break.
4. Although Diego saw the paper, he ignored it.
5. Kim slept in the basement because she hated the storm.
6. In the morning, Luke ate boiled eggs.
7. Robbie works third shift, and he sleeps during the day.
8. The little boy got earrings for his birthday.
9. Melinda brought donuts, and Sam brought coffee.
10. Ray drove his sister home since he had extra time.
11. The clock isn't working because the batteries are dead, and I don't have any more.
12. I am going to the movies and am buying a gigantic popcorn.
13. Howard played dominoes while Amy sorted cards.
14. Jarica adopted a cat, but her roommate developed allergies.
15. Crystal watched television with her little brother.
16. I feel like eating Italian, yet my sister wants Chinese food.
17. Every year, dad hangs lights outside; mom decorates the inside.
18. Please thaw the cookie dough so that we can eat chocolate later!
19. Grandma and Grandpa brought caramel popcorn, while Dean brought pumpkin pie; mom, of course, made her famous cocoa.
20. At the mall, Grace bought jeans, and Emma shopped for sweaters.

Sentence Structure Coloring Sheet

Directions: Identify if each sentence is simple, compound, complex, or compound-complex. Color the picture according to the key.

1. Noah gave the dog his bone. simple/ yellow
2. While Jenny played piano, her mom folded laundry. complex/ red
3. Becky had pizza, and Lily had a sandwich when their coach gave them a break. compound-complex/ blue
4. Although Diego saw the paper, he ignored it. complex/ red
5. Kim slept in the basement because she hated the storm. complex/ red
6. In the morning, Luke ate boiled eggs. simple/ yellow
7. Robbie works third shift, and he sleeps during the day. compound/ purple
8. The little boy got earrings for his birthday. simple/ yellow
9. Melinda brought donuts, and Sam brought coffee. compound/ purple
10. Ray drove his sister home since he had extra time. complex/ red
11. The clock isn't working because the batteries are dead, and I don't have any more. compound-complex/ blue
12. I am going to the movies and am buying a gigantic popcorn. simple/ yellow
13. Howard played dominoes while Amy sorted cards. complex/ red
14. Jarica adopted a cat, but her roommate developed allergies. compound/ purple
15. Crystal watched television with her little brother. simple/ yellow
16. I feel like eating Italian, yet my sister wants Chinese food. compound/ purple
17. Every year, dad hangs lights outside; mom decorates the inside. compound/ purple
18. Please thaw the cookie dough so that we can eat chocolate later! complex/ red
19. Grandma and Grandpa brought caramel popcorn, while Dean brought pumpkin pie; mom, of course, made her famous cocoa. compound-complex/ blue
20. At the mall, Grace bought jeans, and Emma shopped for sweaters. compound/ purple

Thanks for the download!

CHECK OUT THESE BLOG POSTS TO HELP ENGLISH TEACHERS:



fun activities TEACHING PUNCTUATION



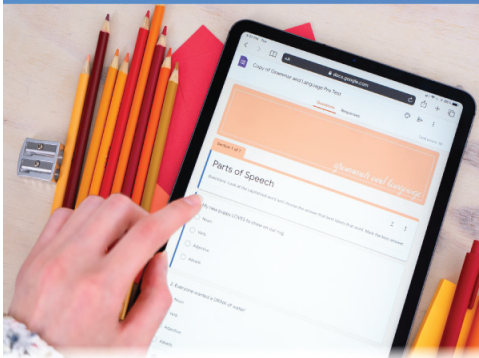
FIRST CHAPTER FRIDAY a teacher's complete guide



the importance of MEDIA LITERACY for secondary students


These are other language arts activities:

digital & editable




GRAMMAR PRE & POST TEST SELF-GRADING

digital & print



COORDINATE ADJECTIVES TASK CARDS & WORKSHEET

digital & print



VERBALS: GERUNDS, PARTICIPLES, INFINITIVES COMPLETE UNIT

digital & print



LITERARY GRAPHIC ORGANIZERS COMPLETE BUNDLE

ETHOS PATHOS LOGOS

Looking at Persuasive
Techniques in Commercials



CREATIVE WRITING BUNDLE DIGITAL LESSONS

LANGUAGE ARTS CLASSROOM, LLC

Thanks for the download!

PLEASE READ THIS TERMS OF USE TO PROTECT MY WORK AND LICENSING PERMISSIONS.

I appreciate your support and want you to be happy with your purchase. If for any reason you are unhappy, need a change in font/sizing, or would like a different format, please email me at lauralee@languageartsclassroom.com

I have a license for images, fonts, and graphics. Therefore:

Purchase of this product is for use by one classroom/ one homeschool.

Additional licenses for schools or departments may be purchased (at a discounted rate) on TpT.

This material may not be posted on the Internet or disseminated in any other form for general audiences.

You MAY share this document with parents and students for home-use via print-outs, email, or Google Classroom.

TIPS:

✎ If you leave feedback on a purchase, you also earn credit with TpT for future purchases.

✎ Follow me on TpT. (Click the **green star**.) You'll get fast updates this way.

✎ Would you like two dozen free downloads? Subscribing to my blog has benefits! [Sign-up](#), and I'll send you directions to visit my subscriber-only library.

As always, please contact me with any questions or concerns!

Thanks again,

Lauralee, Language Arts Classroom