

TIPS FOR COLORING SHEETS

Here are some ideas I've found helpful!

- Have students keep their note sheets out as they complete the sentences.
- Allow students to color the general areas of the numbered selection.
- Encourage students to consult the sentences as they color. This will minimize coloring errors and reinforce the concepts.
- For pages that have limited color choices, encourage students to use different shades of the assigned color.
- Ask students to personalize the sheets: color with stripes, dots, or zigzags.
- Have students mark the number with the correct color before they begin their coloring sheet.
- These activities work well as station activities or as partner work.
- Save yourself time; show students the final pictures (included as a PDF) to check their work.
- Use the final products as decor in the secondary classroom!!
- Looking for research to support coloring sheets in your lesson plans? I've got you covered:

<http://languageartsclassroom.com/2016/01/coloring-sheets-for-older-students.html>

As always, thanks for inviting me into your classroom!

Lauralee ~ Language Arts Classroom

Verbals Coloring Key

infinitives: purple
gerunds: blue
participles: gray

Verbals Coloring Key

infinitives: purple
gerunds: blue
participles: gray


Verbals Coloring Key

infinitives: purple
gerunds: blue
participles: gray

Verbals Coloring Key

infinitives: purple
gerunds: blue
participles: gray

Verbals



Verbals Coloring Sheet

Directions: Underline every verbal or verbal phrase. Then label each word as an infinitive, gerund, or participle. Then color the snowflake according to the key.

1. Exhausted from practice, Brian took a nap.
2. Building a house can take years.
3. Lindsey decided to order a pizza.
4. Gage has a painful slipped disk in his back.
5. Carlie asked for an extended deadline.
6. Kiekie developed a barking cough.
7. Backing up my phone takes forever!
8. Driving a car is a huge responsibility.
9. A healthy habit is to eat fruit.
10. Begin the testing of circuits for science class.
11. The updated computer started quickly.
12. The falling autumn leaves look pretty.
13. The children need to hang their jackets.
14. Lacey's bag has a busted strap.
15. The builders are replacing our damaged roof.
16. Cade and Elias enjoy skiing in Colorado.
17. Taking attendance at summer camp took a long time.
18. The folded shirts need put away.
19. That melted chocolate looks yummy.
20. To keep a level head, Sharlene took deep breaths.

Verbals Coloring Sheet

Directions: Decide if each underlined word or phrase is an infinitive, gerund, or participle. Then color the snowflake according to the key.

1. Exhausted from practice, Brian took a nap. participle: gray
2. Building a house can take years. gerund: blue
3. Lindsey decided to order a pizza. infinitive: purple
4. Gage has a painful slipped disk in his back. participle: gray
5. Carlie asked for an extended deadline. participle: gray
6. Kiekie developed a barking cough. participle: gray
7. Backing up my phone takes forever! gerund: blue
8. Driving a car is a huge responsibility. gerund: blue
9. A healthy habit is to eat fruit. infinitive: purple
10. Begin the testing of circuits for science class. gerund: blue
11. The updated computer started quickly. participle: gray
12. The falling autumn leaves look pretty. participle: gray
13. The children need to hang their jackets. infinitive: purple
14. Lacey's bag has a busted strap. participle: gray
15. The builders are replacing our damaged roof. participle: gray
16. Cade and Elias enjoy skiing in Colorado. gerund: blue
17. Taking attendance at summer camp took a long time. gerund: blue
18. The folded shirts need put away. participle: gray
19. That melted chocolate looks yummy. participle: gray
20. To keep a level head, Sharlene took deep breaths. infinitive: purple

Verbals



Verbals

Directions: Underline every verbal or verbal phrase. Then label each word as an infinitive, gerund, or participle.

1. Laci joined her friends to watch a movie.
2. Alexandra found her prepackaged lunch.
3. I need to snuggle my plaid blanket.
4. You should fix the hastily arranged display.
5. Tyreen believes that a quick sweeping will satisfy his chores.
6. Combing all of my hair takes about ten minutes.
7. Studying for finals all day, the group grew tired.
8. Returning books at the semester's close makes me happy.
9. Apply moisturizing lotion during dry winter months.
10. Wrapping gifts made me tired!
11. The baby needs to eat every three hours.
12. Mailing holiday cards, dad looked melancholy.
13. Running a fever, Dillan stayed home from school.
14. The baby, wearing messy clothes, needs a bath.
15. Kity has to pack up holiday decorations.
16. Holding the sandwich and eating lunch, Ben talked with friends.
17. I feel like juggling is an amazing performance.
18. Watching that basketball game was intense.
19. To wait for family gatherings feels impossible!
20. Jogging is good for cardio health.



Verbals

Directions: Decide if each underlined word or phrase is an infinitive, gerund, or participle.

1. Laci joined her friends to watch a movie.
2. Alexandra found her prepackaged lunch.
3. I need to snuggle my plaid blanket.
4. You should fix the hastily arranged display.
5. Tyreen believes that a quick sweeping will satisfy his chores.
6. Combing all of my hair takes about ten minutes.
7. Studying for finals all day, the group grew tired.
8. Returning books at the semester's close makes me happy.
9. Apply moisturizing lotion during dry winter months.
10. Wrapping gifts made me tired!
11. The baby needs to eat every three hours.
12. Mailing holiday cards, dad looked melancholy.
13. Running a fever, Dillan stayed home from school.
14. The baby, wearing messy clothes, needs a bath.
15. Kity has to pack up holiday decorations.
16. Holding the sandwich and eating lunch, Ben talked with friends.
17. I feel like juggling is an amazing performance.
18. Watching that basketball game was intense.
19. To wait for family gatherings feels impossible!
20. Jogging is good for cardio health.



Verbals

Directions: Decide if each underlined word or phrase is an infinitive, gerund, or participle.

1. Laci joined her friends to watch a movie.
infinitive
2. Alexandra found her prepackaged lunch.
participle
3. I need to snuggle my plaid blanket.
infinitive
4. You should fix the hastily arranged display.
participle
5. Tyreen believes that a quick sweeping will satisfy his chores.
gerund
6. Combing all of my hair takes about ten minutes.
gerund
7. Studying for finals all day, the group grew tired.
participle
8. Returning books at the semester's close makes me happy.
gerund
9. Apply moisturizing lotion during dry winter months.
participle
10. Wrapping gifts made me tired!
gerund
11. The baby needs to eat every three hours.
infinitive
12. Mailing holiday cards, dad looked melancholy.
participle
13. Running a fever, Dillan stayed home from school.
participle
14. The baby, wearing messy clothes, needs a bath.
participle
15. Kity has to pack up holiday decorations.
infinitive
16. Holding the sandwich and eating lunch, Ben talked with friends.
participle
17. I feel like juggling is an amazing performance.
gerund
18. Watching that basketball game was intense.
gerund
19. To wait for family gatherings feels impossible!
infinitive
20. Jogging is good for cardio health.
gerund



Thanks for the download!

Check out these blog posts that highlight grammar lesson ideas:



**HANDS-ON
GRAMMAR ACTIVITIES**
change the way you teach grammar




creating engaging **GRAMMAR LESSONS**

free download!

**TURN ANY
GRAMMAR WORKSHEET
INTO A HIGHER ORDER THINKING ACTIVITY!**

10 NO-PREP ACTIVITIES



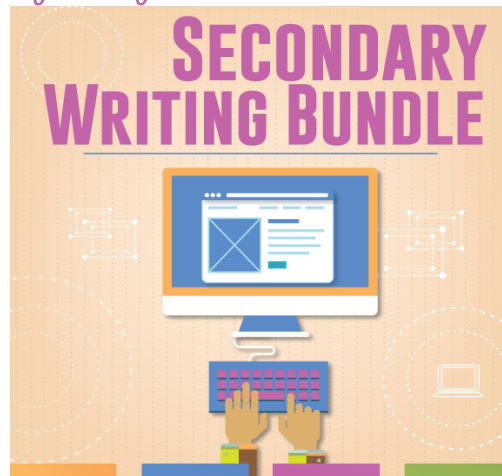
These are other language arts activities:

digital & print



**INTERACTIVE GRAMMAR SORTS
COMPLETE BUNDLE**

**SECONDARY
WRITING BUNDLE**



digital & print



**PUNCTUATION UNIT
DIVERSE ACTIVITIES**

digital & print




**FOOD MARKETING
MEDIA LITERACY**

digital & print



**COMPLETE BUNDLE
GRAMMAR & WRITING ERRORS**

**DIGITAL
literary
analysis**



LANGUAGE ARTS CLASSROOM, LLC

Thanks for the download!

PLEASE READ THIS TERMS OF USE TO PROTECT MY WORK AND LICENSING PERMISSIONS.

I appreciate your support and want you to be happy with your purchase. If for any reason you are unhappy, need a change in font/sizing, or would like a different format, please email me at lauralee@languageartsclassroom.com

I have a license for images, fonts, and graphics. Therefore:

Purchase of this product is for use by one classroom/ one homeschool.

Additional licenses for schools or departments may be purchased (at a discounted rate) on TpT.

This material may not be posted on the Internet or disseminated in any other form for general audiences.

You MAY share this document with parents and students for home-use via print-outs, email, or Google Classroom.

TIPS:

✎ If you leave feedback on a purchase, you also earn credit with TpT for future purchases.

✎ Follow me on TpT. (Click the **green star**.) You'll get fast updates this way.

✎ Would you like two dozen free downloads? Subscribing to my blog has benefits! [Sign-up](#), and I'll send you directions to visit my subscriber-only library.

As always, please contact me with any questions or concerns!

Thanks again,

Lauralee, Language Arts Classroom