

LANGUAGE ARTS CLASSROOM, LLC

Thanks for the download!

PLEASE READ THIS TERMS OF USE TO PROTECT MY WORK AND LICENSING PERMISSIONS.

I appreciate your support and want you to be happy with your purchase. If for any reason you are unhappy, need a change in font/sizing, or would like a different format, please email me at lauralee@languageartsclassroom.com

I have a license for images, fonts, and graphics. Therefore:

Purchase of this product is for use by one classroom/ one homeschool.

Additional licenses for schools or departments may be purchased (at a discounted rate) on TpT.

This material may not be posted on the Internet or disseminated in any other form for general audiences.

You MAY share this document with parents and students for home-use via print-outs, email, or Google Classroom.

TIPS:

✦ If you leave feedback on a purchase, you also earn credit with TpT for future purchases.

✦ Follow me on TpT. (Click the **green star**.) You'll get fast updates this way.

✦ Would you like two dozen free downloads? Subscribing to my blog has benefits! [Sign-up](#), and I'll send you directions to visit my subscriber-only library.


As always, please contact me with any questions or concerns!

Thanks again,


Lauralee, Language Arts Classroom

Thanks for the download!

CHECK OUT THESE BLOG POSTS THAT HIGHLIGHT GRAMMAR LESSON IDEAS:




HIGH SCHOOL GRAMMAR:
meaningful discussions & activities



free download!

teach

SENTENCE STRUCTURE:
SIMPLE, COMPOUND, COMPLEX, &
COMPOUND-COMPLEX



teaching the

8 PARTS OF SPEECH

TEACHING IDEAS FOR THE SECONDARY CLASSROOM

THESE ARE OTHER LANGUAGE ARTS ACTIVITIES:

digital & print




COMPLETE BUNDLE
GRAMMAR & WRITING ERRORS

digital & print



SENTENCE STRUCTURE
COMPLETE BUNDLE




GRAMMAR AND LANGUAGE

First
LANGUAGE ARTS CLASSROOM

GRAMMAR TEXTBOOK

5TH & 6TH GRADE | **INTERACTIVE NOTEBOOK**



GRAMMAR MANIPULATIONS
hands-on grammar



PARTS OF SPEECH
INFOGRAPHICS & PRESENTATION

Thanks for the download!

Please make a copy of this:

https://docs.google.com/presentation/u/1/d/1ZAiyWxiBquepaPgjqXzAgl65WbdY_uf9hxS5_GWGJE/copy

You will be asked to make a copy. Make a copy, and you will have the worksheets in your Google Drive. Share with students via email or Google Classroom!

Please email me with questions: lauralee@languageartsclassroom.com

Prepositions

Directions: Underline the prepositions in the following sentences. The number of prepositions found in each sentence is listed.

1. During the school year, mom puts our papers on the refrigerator. (2)
2. Get inside the van, run the heater, and cover up with a blanket. (2)
3. At the mall, we saw a group of friends. (2)
4. Around 7:00, the family will meet in front of the theater. (2)
5. After school, Becka needs a snack before practice. (2)

Directions: Underline the prepositions in the following sentences.

1. Dylan always puts his coffee on his desk.
2. Frank studied for his test, but he missed the bus.
3. Everyone stood around Hannah and cheered beside her.
4. The bug flew into the car; Jack brushed it toward the window.
5. Amid the chaos, the cat fell asleep in her basket.

Prepositions

Directions: Underline the prepositions in the following sentences. The number of prepositions found in each sentence is listed.

1. During the school year, mom puts our papers on the refrigerator. (2)
2. Get inside the van, run the heater, and cover up with a blanket. (2)
3. At the mall, we saw a group of friends. (2)
4. Around 7:00, the family will meet in front of the theater. (2)
5. After school, Becka needs a snack before practice. (2)

Directions: Underline the prepositions in the following sentences.

1. Dylan always puts his coffee on his desk.
2. Frank studied for his test, but he missed the bus.
3. Everyone stood around Hannah and cheered beside her.
4. The bug flew into the car; Jack brushed it toward the window.
5. Amid the chaos, the cat fell asleep in her basket.

Prepositions

Mentor sentences

Directions: Read this excerpt from *Little Women* by Louisa May Alcott.

The fairy queen's yellow curls reminded her of Amy, and between the acts she amused herself with wondering what her sister would do to make her `sorry for it'. She and Amy had many lively skirmishes in the course of their lives, for both had quick tempers.

This paragraph contains six prepositions. Circle all of the prepositions.

« Prepositions: aboard, about, above, across, after, against, along, amid, among, around, as, at, before, behind, below, beneath, beside, besides, between, beyond, by, concerning, considering, despite, down, during, except, excepting, excluding, for, from, in, inside, into, like, near, of, off, on, onto, outside, over, past, per, plus, since, than, through, to, toward, towards, under, underneath, unlike, until, up, upon, via, with, within, without

Directions: Underline each preposition.

1. Inside the house, Cheryl put the desserts on the table.
2. According to Sloan, she put the book in the satchel.
3. Waiting for his mom, Miles sat at the kitchen table.
4. Prior to yesterday, Staci never received mail from home.
5. Dad put the vase above the window.

Prepositions

Mentor sentences

Directions: Read this excerpt from Little Women by Louisa May Alcott.

The fairy queen's yellow curls reminded her of Amy, and between the acts she amused herself with wondering what her sister would do to make her 'sorry for it'. She and Amy had many lively skirmishes in the course of their lives, for both had quick tempers.

This paragraph contains six prepositions. Circle all of the prepositions.

Note: "to make" is an infinitive. You may want to have students mark it out.

« Prepositions: aboard, about, above, across, after, against, along, amid, among, around, as, at, before, behind, below, beneath, beside, besides, between, beyond, by, concerning, considering, despite, down, during, except, excepting, excluding, for, from, in, inside, into, like, near, of, off, on, onto, outside, over, past, per, plus, since, than, through, to, toward, towards, under, underneath, unlike, until, up, upon, via, with, within, without

Directions: Underline each preposition.

1. Inside the house, Cheryl put the desserts on the table.
2. According to Sloan, she put the book in the satchel.
3. Waiting for his mom, Miles sat at the kitchen table.
4. Prior to yesterday, Staci never received mail from home.
5. Dad put the vase above the window.



Prepositions

Directions: Underline the prepositions in the following sentences.

1. Julie sat on the couch throughout the birthday party.
2. Beyond the blanket sits the picnic basket.
3. Sandra and Kim went inside the house for a sucker.
4. With Jeff's help, we moved into our new house.
5. Mary placed the dishes beside the sink.
6. In the pool, Sarah played volleyball against Brian.
7. During the downpour, we huddled under the tent.
8. Due to his leg injury, Carter stayed off the basketball court.
9. On Tuesday, Carley put a cover over the truck's bed.
10. Jerry walked to the end of the driveway.

Prepositions

Directions: Underline the prepositions in the following sentences.

1. Julie sat on the couch throughout the birthday party.
2. Beyond the blanket sits the picnic basket.
3. Sandra and Kim went inside the house for a sucker.
4. With Jeff's help, we moved into our new house.
5. Mary placed the dishes beside the sink.
6. In the pool, Sarah played volleyball against Brian.
7. During the downpour, we huddled under the tent.
8. Due to his leg injury, Carter stayed off the basketball court.
9. On Tuesday, Carley put a cover over the truck's bed.
10. Jerry walked to the end of the driveway.

« Prepositions »

Directions: Underline the prepositions in the following paragraph.

After a long day of work, Madeline's mom came home. She was tired! Madeline smiled to herself and walked into the kitchen. She got a glass from the shelf and put ice in it. Then she filled it with water and carefully walked down the hallway. She kissed the top of her mom's head and placed the drink by her arm. "Here mom! Relax and drink your water."

Madeline's mom smiled.

Prepositions

Directions: Underline the prepositions in the following paragraph.

After a long day of work, Madeline's mom came home. She was tired! Madeline smiled to herself and walked into the kitchen. She got a glass from the shelf and put ice in it. Then she filled it with water and carefully walked down the hallway. She kissed the top of her mom's head and placed the drink by her arm. "Here mom! Relax and drink your water."

Madeline's mom smiled.

Prepositions

Directions: Underline the prepositions in the following paragraph. Ignore verbal phrases.

1. Susie wanted the groceries to be delivered to her house.
2. The cat jumped on the table, knocked off a cup, and did not care.
3. During the fall, my brother and I walk through the forest, enjoying the crunchy leaves.
4. Tim slept under the stars beneath the oak tree.
5. I need to ask Mrs. Smith about those math problems.
6. These posters hang opposite the vacation pictures.
7. Jamie won't swim in this muddy river; instead, he will sit near the shore.
8. After dinner, we rearranged our living room to make room for our new desk.
9. Packing my lunch, Dad chopped the carrots at the kitchen island.
10. Studying, Julie organized her notes into piles and marked through incorrect answers.

Hint: When you identify a preposition, be sure that it has an object.

Prepositions

Directions: Underline the prepositions in the following paragraph. Ignore verbal phrases.

1. Susie wanted the groceries to be delivered to her house.
2. The cat jumped on the table, knocked off a cup, and did not care.
3. During the fall, my brother and I walk through the forest, enjoying the crunchy leaves.
4. Tim slept under the stars beneath the oak tree.
5. I need to ask Mrs. Smith about those math problems.
6. These posters hang opposite the vacation pictures.
7. Jamie won't swim in this muddy river; instead, he will sit near the shore.
8. After dinner, we rearranged our living room to make room for our new desk.
9. Packing my lunch, Dad chopped the carrots at the kitchen island.
10. Studying, Julie organized her notes into piles and marked through incorrect answers.

Teacher note: Students might need reminded that a preposition will have an object, not a verb. In #1, for example, “to be delivered” is an infinitive phrase because “to” is followed by verbs.

Hint: When you identify a preposition, be sure that it has an object.

Prepositional Phrases

Directions: Underline the prepositional phrase in each sentence. Each sentence only has one prepositional phrase.

1. Physics is not my area of expertise!
2. Can you hand me that bread underneath the counter?
3. Mom's dolly has our new cabinet on it.
4. We saw a movie before dinner.
5. Among my choices, dinner is only one.

Directions: Underline each prepositional phrase below. Circle each preposition's object.

1. Until lunchtime, please stay in your seats.
2. Without much time, we need advice from an expert.
3. Could we bring a tray of veggies to the party?
4. Due to an injury, Dan's season is finished.
5. During spring break, the cheer team competed in Florida.
6. On account of the high temperatures, school closed early.
7. Those dogs ran between the pool and the hose.
8. The car parked down the street is not mine.
9. Instead of complaining about your work, please follow this guidance.
10. Throughout history, people have fought for the right to vote.

Prepositional Phrases

Directions: Underline the prepositional phrase in each sentence. Each sentence only has one prepositional phrase.

1. Physics is not my area of expertise!
2. Can you hand me that bread underneath the counter?
3. Mom's dolly has our new cabinet on it.
4. We saw a movie before dinner.
5. Among my choices, dinner is only one.

Directions: Underline each prepositional phrase below. Circle each preposition's object.

1. Until lunchtime, please stay in your seats.
2. Without much time, we need advice from an expert.
3. Could we bring a tray of veggies to the party?
4. Due to an injury, Dan's season is finished.
5. During spring break, the cheer team competed in Florida.
6. On account of the high temperatures, school closed early.
7. Those dogs ran between the pool and the hose. (Remind students that an object can be compound)
8. The car parked down the street is not mine.
9. Instead of complaining about your work, please follow this guidance. ("Complaining" is a gerund)
10. Throughout history, people have fought for the right to vote. ("To vote" is an infinitive)