

TIPS FOR COLORING SHEETS

Here are some ideas I've found helpful!

- Have students keep their note sheets out as they complete the sentences.
- Allow students to color the general areas of the numbered selection.
- Encourage students to consult the sentences as they color. This will minimize coloring errors and reinforce the concepts.
- For pages that have limited color choices, encourage students to use different shades of the assigned color.
- Ask students to personalize the sheets: color with stripes, dots, or zigzags.
- Have students mark the number with the correct color before they begin their coloring sheet.
- These activities work well as station activities or as partner work.
- Save yourself time; show students the final pictures (included as a PDF) to check their work.
- Use the final products as decor in the secondary classroom!!
- Looking for research to support coloring sheets in your lesson plans? I've got you covered:

<http://languageartsclassroom.com/2016/01/coloring-sheets-for-older-students.html>

As always, thanks for inviting me into your classroom!

Lauralee ~ Language Arts Classroom

MOOD COLORING KEY

subjunctive = blue
interrogative = red
conditional = yellow
imperative = orange
indicative = purple

MOOD COLORING KEY

subjunctive = blue
interrogative = red
conditional = yellow
imperative = orange
indicative = purple


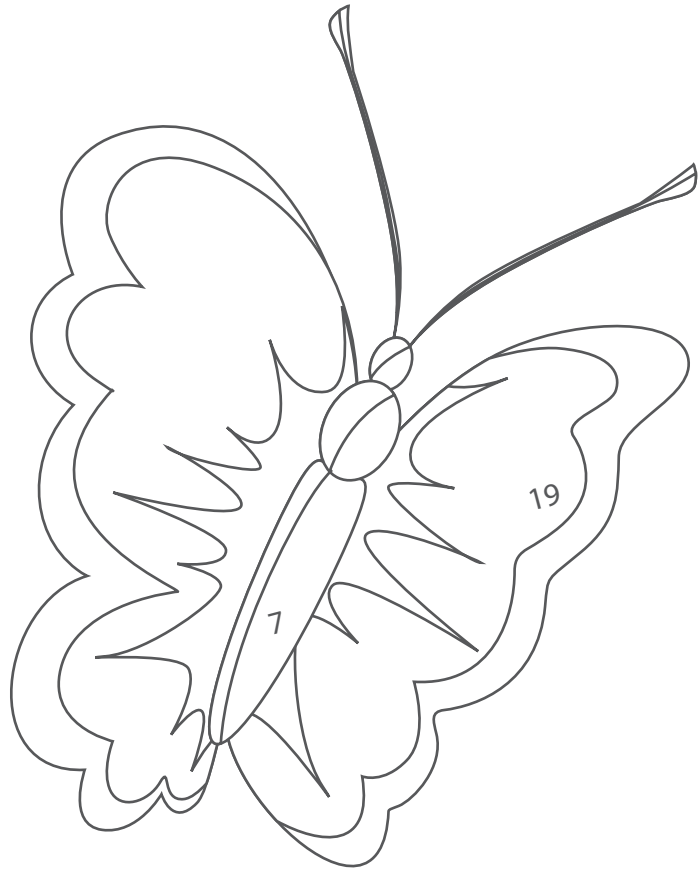
MOOD COLORING KEY

subjunctive = blue
interrogative = red
conditional = yellow
imperative = orange
indicative = purple

MOOD COLORING KEY

subjunctive = blue
interrogative = red
conditional = yellow
imperative = orange
indicative = purple

MOODS in VERBS



Moods in Verbs



MOODS IN VERBS

Directions: Decide if each sentence's verb(s) is written in conditional, subjunctive, imperative, interrogative, or indicative mood. Then, use the coloring key to complete the coloring sheet.

1. I wish I were president.
2. Will you hand me the remote?
3. Arialle is at a friend's house.
4. George's family adopted a cat.
5. If Jane passes her test, her parents will unground her.
6. If my dog could fly, he'd visit the blackbirds he barks at now.
7. In the morning, Seth reads the news.
8. Does Sherri have time to drive me?
9. Don't spill the drink.
10. Are the cookies ready?
11. If someone leaves the printer on all night, the paper will jam the next day.
12. If I were to have a million dollars, I would first buy a car.
13. Leave the dog alone.
14. What day is our test?
15. Young school children need frequent breaks.
16. If Barry forgets his train money, he'll walk.
17. Sweep the pile of leaves.
18. If Blevins had an airplane, he might be on time.
19. If Joan brings cupcakes, I will eat them!
20. Stay quiet!

Conditional = yellow

Imperative = orange

Indicative = purple

Interrogative = red

Subjunctive = blue

MOODS IN VERBS

Directions: Decide if each sentence's verb(s) is written in conditional, subjunctive, imperative, interrogative, or indicative mood. Then, use the coloring key to complete the coloring sheet.

- | | |
|--|---|
| <p>1. I wish I were president. Subjunctive - blue</p> <p>2. Will you hand me the remote? Interrogative - red</p> <p>3. Arialle is at a friend's house. Indicative - purple</p> <p>4. George's family adopted a cat. Indicative - purple</p> <p>5. If Jane passes her test, her parents will unground her. Conditional - yellow</p> <p>6. If my dog could fly, he'd visit the blackbirds he barks at now. Subjunctive - blue</p> <p>7. In the morning, Seth reads the news. Indicative - purple</p> <p>8. Does Sherri have time to drive me? Interrogative - red</p> <p>9. Don't spill the drink. Imperative - orange</p> <p>10. Are the cookies ready? Interrogative - red</p> | <p>11. If someone leaves the printer on all night, the paper will jam the next day. Conditional - yellow</p> <p>12. If I were to have a million dollars, I would first buy a car. Subjunctive - blue</p> <p>13. Leave the dog alone. Imperative - orange</p> <p>14. What day is our test? Interrogative - red</p> <p>15. Young school children need frequent breaks. Indicative - purple</p> <p>16. If Barry forgets his train money, he'll walk. Conditional - yellow</p> <p>17. Sweep the pile of leaves. Imperative - orange</p> <p>18. If Blevins had an airplane, he might be on time. Subjunctive - blue</p> <p>19. If Joan brings cupcakes, I will eat them! Conditional - yellow</p> <p>20. Stay quiet! Imperative - orange</p> |
|--|---|

Conditional = yellow


Interrogative = red

Imperative = orange

Indicative = purple

Subjunctive = blue

MOODS IN VERBS



MOODS IN VERBS

Directions: Decide if each sentence's verb(s) is written in conditional, subjunctive, imperative, interrogative, or indicative mood. Then, use the coloring key to complete the coloring sheet.

1. Millie might blow out her candles.
2. At his office, dad finished his work.
3. Isaac, will you put away the laundry?
4. Stan would sail if the weather weren't so poor.
5. Will you walk to the zoo with me?
6. Noel might sweep the garage.
7. Summer travels to Europe every October.
8. If I were a queen, I would drink tea and eat cookies.
9. Add butter to the potatoes.
10. Ken golfs with his son.
11. We will light the path.
12. If unicorns were real, I would have one as a pet.
13. If Ty peels the orange, it will start drying.
14. Kids draw pictures to pass the time.
15. If Holly were to be on time, we would be surprised.
16. Sort those blocks.
17. How many selfies did you take?
18. Our power is still out.
19. If Nina brings steaks, I'll grill.
20. For exercise, Sunny jumps rope.

Conditional = yellow

Imperative = orange

Indicative = purple

Interrogative = red

Subjunctive = blue

MOODS IN VERBS

Directions: Decide if each sentence's verb(s) is written in conditional, subjunctive, imperative, interrogative, or indicative mood. Then, use the coloring key to complete the coloring sheet.

- | | |
|---|---|
| <ol style="list-style-type: none"> 1. Millie might blow out her candles. Conditional 2. At his office, dad finished his work. Indicative 3. Isaac, will you put away the laundry? Interrogative 4. Stan would sail if the weather weren't so poor. Subjunctive 5. Will you walk to the zoo with me? Interrogative 6. Noel might sweep the garage. Conditional 7. Summer travels to Europe every October. Indicative 8. If I were a queen, I would drink tea and eat cookies. Subjunctive 9. Add butter to the potatoes. Imperative 10. Ken golfs with his son. Indicative | <ol style="list-style-type: none"> 11. We will light the path. Indicative 12. If unicorns were real, I would have one as a pet. Subjunctive 13. If Ty peels the orange, it will start drying. Conditional 14. Kids draw pictures to pass the time. Indicative 15. If Holly were to be on time, we would be surprised. Subjunctive 16. Sort those blocks. Imperative 17. How many selfies did you take? Interrogative 18. Our power is still out. Indicative 19. If Nina brings steaks, I'll grill. Conditional 20. For exercise, Sunny jumps rope. Indicative |
|---|---|

Conditional = yellow

Interrogative = red

Imperative = orange

Indicative = purple

Subjunctive = blue

Thanks for the download!

CHECK OUT THESE BLOG POSTS TO HELP ENGLISH TEACHERS:



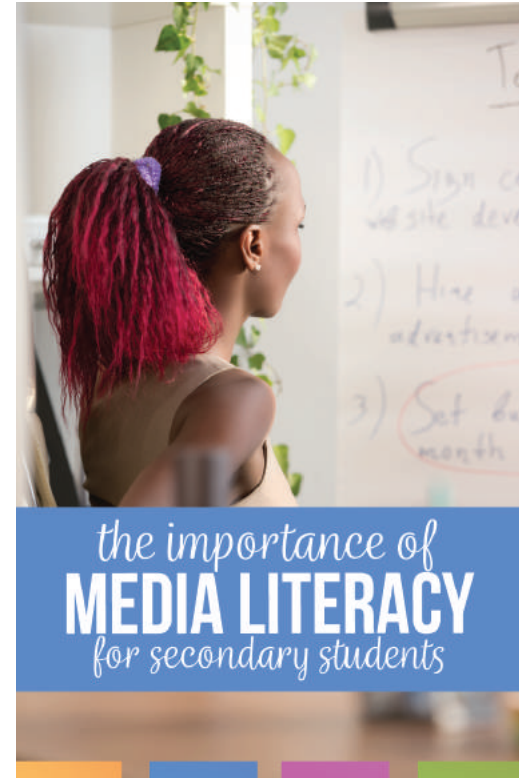
A graphic with a magnifying glass over a question mark and an exclamation point. Below, a group of students holds signs with punctuation marks: ellipsis (///), exclamation point (!!!), and question marks (???)

fun activities
TEACHING PUNCTUATION



A woman sitting on a chair next to a tall stack of books, holding a book.

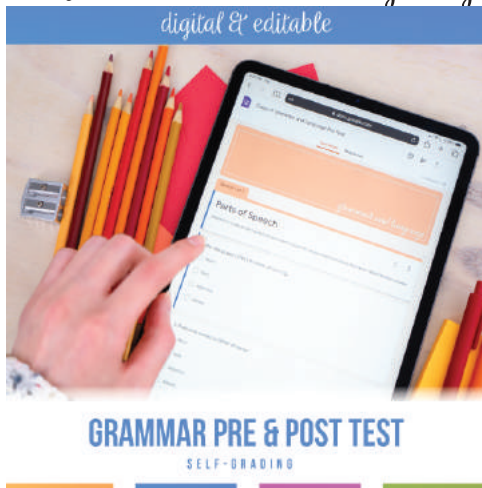
FIRST CHAPTER FRIDAY
a teacher's complete guide



A woman with red hair in a ponytail looking at a whiteboard with a list of points.

the importance of
MEDIA LITERACY
for secondary students


These are other language arts activities:



A hand pointing at a tablet displaying a grammar test interface.

digital & editable


GRAMMAR PRE & POST TEST
SELF-GRADING



Two worksheets for coordinate adjectives with exercises and examples.

digital & print

COORDINATE ADJECTIVES
TASK CARDS & WORKSHEET



A desk with a laptop and several worksheets.

digital & print

VERBALS: GERUNDS, PARTICIPLES, INFINITIVES
COMPLETE UNIT



A desk with a laptop, papers, and various stationery items.

digital & print

LITERARY GRAPHIC ORGANIZERS
COMPLETE BUNDLE



A vintage television set on a stand against a blue wall.

**ETHOS
PATHOS
LOGOS**

Looking at Persuasive
Techniques in Commercials



A hand writing on a notepad next to a stack of books and a candle.

CREATIVE WRITING BUNDLE
DIGITAL LESSONS

LANGUAGE ARTS CLASSROOM, LLC

Thanks for the download!

PLEASE READ THIS TERMS OF USE TO PROTECT MY WORK AND LICENSING PERMISSIONS.

I appreciate your support and want you to be happy with your purchase. If for any reason you are unhappy, need a change in font/sizing, or would like a different format, please email me at lauralee@languageartsclassroom.com

I have a license for images, fonts, and graphics. Therefore:

Purchase of this product is for use by one classroom/ one homeschool.

Additional licenses for schools or departments may be purchased (at a discounted rate) on TpT.

This material may not be posted on the Internet or disseminated in any other form for general audiences.

You MAY share this document with parents and students for home-use via print-outs, email, or Google Classroom.

TIPS:

✦ If you leave feedback on a purchase, you also earn credit with TpT for future purchases.

✦ Follow me on TpT. (Click the **green star**.) You'll get fast updates this way.

✦ Would you like two dozen free downloads? Subscribing to my blog has benefits! [Sign-up](#), and I'll send you directions to visit my subscriber-only library.

As always, please contact me with any questions or concerns!

Thanks again,

Lauralee, Language Arts Classroom