



Bookspine POETRY

Teaching Ideas

Thank you for the download!

Included in this Bookspine Poetry Activity are five options plus a blank page for you to add as you'd like. Sometimes students have their own ideas—have fun! Decide if you have a minimum or limit to number of spines. Then decide if you want students to write and color or take pictures of their spines.

I created these activities for diversity across classes. You can also choose what works best for you based on how many and which types of books you have.

The five options:

1. A basic bookspine poetry activity.
2. Prep the “tone” cards in advance. Give each student a tone, ask students to choose one, or have them draw from a bag. Students should include the tone in their sentence explanation.
3. Genre activity. I find this works well after we have studied genres or after students have spent time in the library or classroom library. You might do a general review of genres.
4. Prep the “topic” cards in advance. Similar to the tone cards, decide how to deliver them to students. These cards were specifically made with picture books in mind, but they would be fun to see what students create from other books too!
5. Students often choose very specific colors when they complete this option! Students sometimes find a color wheel online and choose funny colors. Basic ideas are green connects to envy, red connects to lust, pink connects to love. For example, students who select pink often find many books from the romance section. Their bookspine poem ends up about love! We have interesting discussions about how illustrators probably use colors to communicate the idea of the book.
6. A blank option can be found here. Insert a text box and type!

Any questions? I'd love to help: lauralee@languageartsclassroom.com

SAMPLE OF A COLOR POEM:

My poem

Allies, Careless People
Hope for the Best
Where the Sidewalk Ends



shows sadness and desperation with the color graphite. These allies and careless people are unsure of where the sidewalk ends even though they hope for the best. The sidewalk could be a dangerous situation or a struggle with life. The yellow and red accents show caution in connection to the darkness of the other colors.



Bookspine **POETRY** *Option One*

Directions:

- 1.** Choose a minimum of three books that have interesting titles. You will turn these titles into a poem!
- 2.** Stack the books so that the titles read as a poem. You might rearrange the order or add and subtract some books.
- 3.** Take a picture or write your titles on the book spines below. Underneath the picture, write a 2-3 sentence explanation.
- 4.** Submit the poem.



MAD

ANXIOUS

DISMISSIVE

SILLY

CONFUSED

EXCITED

ANNOYED

RAMBUCTIOUS

ANGRY

AMUSED

PLEASED

QUIET

HAPPY

STOIC

DISGUSTED

SAD

BALLOONS

BEACH

RAIN

WIZARD

PARTY

ZOO

SNOW

**PRINCESS/
PRINCE**

CAKE

MUSEUM

SUN

TEACHER

JUICE

FARM

RAINBOW




DOCTOR

Thanks for the download!

Check out these blog posts that highlight creative writing lesson ideas:



These are other creative writing activities:



LANGUAGE ARTS CLASSROOM, LLC

Thanks for the download!

PLEASE READ THIS TERMS OF USE TO PROTECT MY WORK AND LICENSING PERMISSIONS.

I appreciate your support and want you to be happy with your purchase. If for any reason you are unhappy, need a change in font/sizing, or would like a different format, please email me at lauralee@languageartsclassroom.com

I have a license for images, fonts, and graphics. Therefore:

Purchase of this product is for use by one classroom/ one homeschool.

Additional licenses for schools or departments may be purchased (at a discounted rate) on TpT.

This material may not be posted on the Internet or disseminated in any other form for general audiences.

You MAY share this document with parents and students for home-use via print-outs, email, or Google Classroom.

TIPS:

✦ If you leave feedback on a purchase, you also earn credit with TpT for future purchases.

✦ Follow me on TpT. (Click the **green star**.) You'll get fast updates this way.

✦ Would you like two dozen free downloads? Subscribing to my blog has benefits! [Sign-up](#), and I'll send you directions to visit my subscriber-only library.

As always, please contact me with any questions or concerns!

Thanks again,

Lauralee, Language Arts Classroom