

TIPS FOR COLORING SHEETS

Here are some ideas I've found helpful!

- Have students keep their note sheets out as they complete the sentences.
- Allow students to color the general areas of the numbered selection.
- Encourage students to consult the sentences as they color. This will minimize coloring errors and reinforce the concepts.
- For pages that have limited color choices, encourage students to use different shades of the assigned color.
- Ask students to personalize the sheets: color with stripes, dots, or zigzags.
- Have students mark the number with the correct color before they begin their coloring sheet.
- These activities work well as station activities or as partner work.
- Save yourself time; show students the final pictures (included as a PDF) to check their work.
- Use the final products as decor in the secondary classroom!!
- Looking for research to support coloring sheets in your lesson plans? I've got you covered:

<http://languageartsclassroom.com/2016/01/coloring-sheets-for-older-students.html>

As always, thanks for inviting me into your classroom!

Lauralee ~ Language Arts Classroom

A SPECIAL NOTE


verbals coloring sheet

I have two sets of the questions for both the “race car” and “flowers” sheets to allow for differentiation. One set has the verbal underlined in each sentence. The second set requires students to find the verbal and label each one.

Please differentiate among individual students or entire classes as necessary.

Any questions? Please email me: lauralee@languageartsclassroom.com

Thanks!!





Verbals



VERBALS

VERBALS

Directions: Find the verbal in each sentence. Then color it according to the code.

1. I should plan to accompany Kara to the doctor.
2. My mom wants to wash the dog.
3. The kids enjoyed passing the balls back and forth.
4. The cracking sidewalk is a danger.
5. Mindlessly stirring the noodles, mom burned her finger.
6. I fear falling in the snow.
7. Reading his email, Cooper sighed at the screen.
8. My dog loves basking in the sun.
9. Kayla, texting on her phone, missed the discussion.
10. Delane placed the broken dish in the trash.
11. Scrubbing the floor is the worst chore.
12. Jogging outside, Lance dashed away from a dog.
13. Opening the door was difficult.
14. Could Jan teach me how to change the car's oil?
15. Playing outside, the kids heard Mom's call to come inside the house.
16. Covering my little sister with blankets is pointless.
17. I disappointed myself by spilling the water.
18. Speaking to the postwoman, our neighbor missed our wave.
19. Tom adores taking pictures.
20. Ryan is expecting us to give him some help.

infinitive - green

gerund - orange

participle - blue

VERBALS

Directions: Label the underlined verbal in each sentence. Then color it according to the code.

1. I should plan to accompany Kara to the doctor.
2. My mom wants to wash the dog.
3. The kids enjoyed passing the balls back and forth.
4. The cracking sidewalk is a danger.
5. Mindlessly stirring the noodles, mom burned her finger.
6. I fear falling in the snow.
7. Reading his email, Cooper sighed at the screen.
8. My dog loves basking in the sun.
9. Kayla, texting on her phone, missed the discussion.
10. Delane placed the broken dish in the trash.
11. Scrubbing the floor is the worst chore.
12. Jogging outside, Lance dashed away from a dog.
13. Opening the door was difficult.
14. Could Jan teach me how to change the car's oil?
15. Playing outside, the kids heard Mom's call to come inside the house.
16. Covering my little sister with blankets is pointless.
17. I disappointed myself by spilling the water.
18. Speaking to the postwoman, our neighbor missed our wave.
19. Tom adores taking pictures.
20. Ryan is expecting us to give him some help.

infinitive - green

gerund - orange

participle - blue

VERBALS

Directions: Label the underlined verbal in each sentence. Then color it according to the code.


1. I should plan to accompany Kara to the doctor. infinitive
2. My mom wants to wash the dog. infinitive
3. The kids enjoyed passing the balls back and forth. gerund - direct object
4. The cracking sidewalk is a danger. participle
5. Mindlessly stirring the noodles, mom burned her finger. participle
6. I fear falling in the snow. gerund - direct object
7. Reading his email, Cooper sighed at the screen. participle
8. My dog loves basking in the sun. gerund - direct object
9. Kayla, texting on her phone, missed the discussion. participle
10. Delane placed the broken dish in the trash. participle
11. Scrubbing the floor is the worst chore. gerund - subject
12. Jogging outside, Lance dashed away from a dog. participle
13. Opening the door was difficult. gerund - subject
14. Could Jan teach me how to change the car's oil? infinitive
15. Playing outside, the kids heard Mom's call to come inside the house. participle
16. Covering my little sister with blankets is pointless. gerund - subject
17. I disappointed myself by spilling the water. gerund - object of the preposition
18. Speaking to the postwoman, our neighbor missed our wave. participle
19. Tom adores taking pictures. gerund - direct object
20. Ryan is expecting us to give him some help. infinitive

infinitive - green gerund - orange participle - blue

Verbals



VERBALS



VERBALS

Directions: Find the verbal in each sentence. Then color it according to the code.

1. Discarded, the book collected dust.
 2. The excited students looked out the bus windows.
 3. Reed should learn to take notes.
 4. The burnt brownies smelled awful. Infinitive: black
 5. Typing made my hand hurt. Gerund: orange
 6. Ashwin gave bicycling a chance. Participle: red
 7. After playing, we drank some water.
 8. First, I have chores to complete.
 9. Georgia decided that skating was not her forte.
 10. Cara wants to shop.
-

11. Roman rested his overexerted muscles.
12. The pitcher iced his throwing arm.
13. Singing makes my heart happy. Infinitive: gray
14. The jumping child is asking for dinner. Gerund: blue
15. To journal takes dedication. Participle: green
16. Every Saturday, cleaning tops my chores list.
17. Tonya came home after working.
18. Practicing, the basketball team stopped for a drink of water.
19. During fall, napping is my idea of a perfect afternoon.
20. Those players look exhausted.

VERBALS

Directions: Label the underlined verbal in each sentence. Then color it according to the code.

1. Discarded, the book collected dust.
 2. The excited students looked out the bus windows.
 3. Reed should learn to take notes.
 4. The burnt brownies smelled awful. Infinitive: black
 5. Typing made my hand hurt. Gerund: orange
 6. Ashwin gave bicycling a chance.
 7. After playing, we drank some water. Participle: red
 8. First, I have chores to complete.
 9. Georgia decided that skating was not her forte.
 10. Cara wants to shop.
-
11. Roman rested his overexerted muscles.
 12. The pitcher iced his throwing arm.
 13. Singing makes my heart happy. Infinitive: gray
 14. The jumping child is asking for dinner. Gerund: blue
 15. To journal takes dedication. Participle: green
 16. Every Saturday, cleaning tops my chores list.
 17. Tonya came home after working.
 18. Practicing, the basketball team stopped for a drink of water.
 19. During fall, napping is my idea of a perfect afternoon.
 20. Those players look exhausted.

Verbals

Directions: Label the underlined verbal in each sentence. Then color it according to the code.

1. Discarded, the book collected dust. Participle: red
 2. The excited students looked out the bus windows. Participle: red
 3. Reed should learn to take notes. Infinitive: black
 4. The burnt brownies smelled awful. Participle: red Infinitive: black
 5. Typing made my hand hurt. Gerund: orange Gerund: orange
 6. Ashwin gave bicycling a chance. Gerund: orange
 7. After playing, we drank some water. Gerund: orange Participle: red
 8. First, I have chores to complete. Infinitive: black
 9. Georgia decided that skating was not her forte. Gerund: orange
 10. Cara wants to shop. Infinitive: black
-
11. Roman rested his overexerted muscles. Participle: green
 12. The pitcher iced his throwing arm. Participle: green
 13. Singing makes my heart happy. Gerund: blue Infinitive: gray
 14. The jumping child is asking for dinner. Participle: green Gerund: blue
 15. To journal takes dedication. Infinitive: gray Participle: green
 16. Every Saturday, cleaning tops my chores list. Gerund: blue
 17. Tonya came home after working. Gerund: blue
 18. Practicing, the basketball team stopped for a drink of water. Participle: green
 19. During the fall, napping is my idea of a perfect afternoon. Gerund: blue
 20. Those players look exhausted. Participle: green

Thanks for the download!

CHECK OUT THESE BLOG POSTS TO HELP ENGLISH TEACHERS:



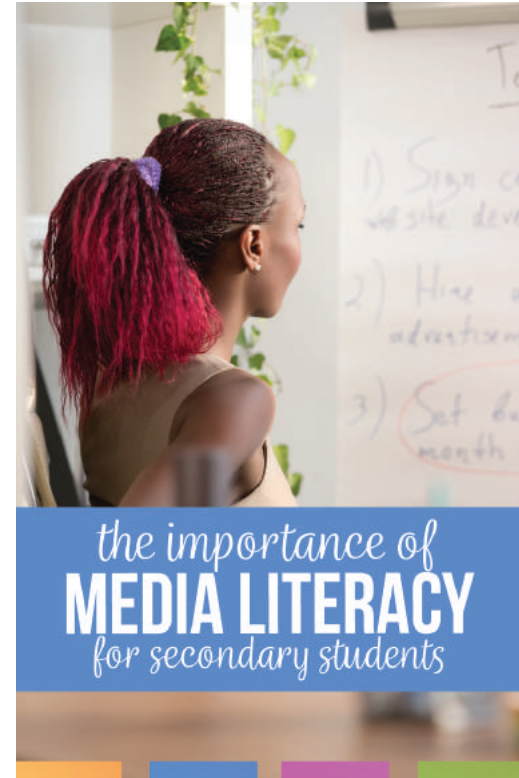
A graphic with a magnifying glass over a question mark and an exclamation point. Below, a group of students holds signs with punctuation marks: ellipsis (///), exclamation point (!!!), and question marks (???)

fun activities
TEACHING PUNCTUATION



A woman sitting on a chair next to a tall stack of books, reading one.

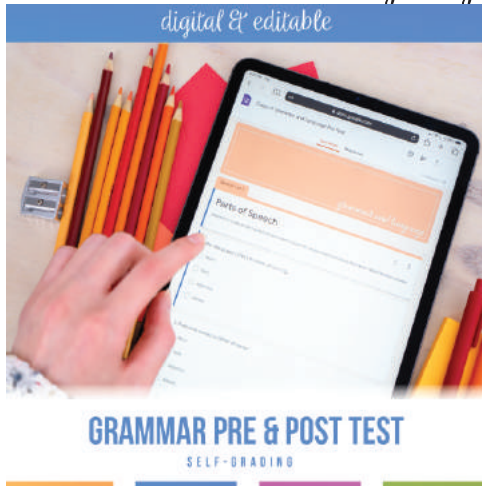
FIRST CHAPTER FRIDAY
a teacher's complete guide



A woman with red hair looking at a whiteboard with a list of points.

the importance of
MEDIA LITERACY
for secondary students


These are other language arts activities:



A hand pointing at a tablet displaying a grammar test interface.

digital & editable


GRAMMAR PRE & POST TEST
SELF-GRADING



Two worksheets for coordinate adjectives with exercises and examples.

digital & print

COORDINATE ADJECTIVES
TASK CARDS & WORKSHEET



A desk with a laptop and several worksheets.

digital & print

VERBALS: GERUNDS, PARTICIPLES, INFINITIVES
COMPLETE UNIT



A desk with a laptop, papers, and various stationery items.

digital & print

LITERARY GRAPHIC ORGANIZERS
COMPLETE BUNDLE



A vintage television set on a stand against a blue wall.

**ETHOS
PATHOS
LOGOS**

Looking at Persuasive
Techniques in Commercials



A hand writing on a notepad next to a stack of books and a candle.

CREATIVE WRITING BUNDLE
DIGITAL LESSONS

LANGUAGE ARTS CLASSROOM, LLC

Thanks for the download!

PLEASE READ THIS TERMS OF USE TO PROTECT MY WORK AND LICENSING PERMISSIONS.

I appreciate your support and want you to be happy with your purchase. If for any reason you are unhappy, need a change in font/sizing, or would like a different format, please email me at lauralee@languageartsclassroom.com

I have a license for images, fonts, and graphics. Therefore:

Purchase of this product is for use by one classroom/ one homeschool.

Additional licenses for schools or departments may be purchased (at a discounted rate) on TpT.

This material may not be posted on the Internet or disseminated in any other form for general audiences.

You MAY share this document with parents and students for home-use via print-outs, email, or Google Classroom.

TIPS:

✦ If you leave feedback on a purchase, you also earn credit with TpT for future purchases.

✦ Follow me on TpT. (Click the **green star**.) You'll get fast updates this way.

✦ Would you like two dozen free downloads? Subscribing to my blog has benefits! [Sign-up](#), and I'll send you directions to visit my subscriber-only library.

As always, please contact me with any questions or concerns!

Thanks again,

Lauralee, Language Arts Classroom