

LANGUAGE ARTS CLASSROOM, LLC

Thanks for the download!

PLEASE READ THIS TERMS OF USE TO PROTECT MY WORK AND LICENSING PERMISSIONS.

I appreciate your support and want you to be happy with your purchase. If for any reason you are unhappy, need a change in font/sizing, or would like a different format, please email me at lauralee@languageartsclassroom.com

I have a license for images, fonts, and graphics. Therefore:

Purchase of this product is for use by one classroom/ one homeschool.

Additional licenses for schools or departments may be purchased (at a discounted rate) on TpT.

This material may not be posted on the Internet or disseminated in any other form for general audiences.

You MAY share this document with parents and students for home-use via print-outs, email, or Google Classroom.

TIPS:

✦ If you leave feedback on a purchase, you also earn credit with TpT for future purchases.

✦ Follow me on TpT. (Click the **green star**.) You'll get fast updates this way.

✦ Would you like two dozen free downloads? Subscribing to my blog has benefits! [Sign-up](#), and I'll send you directions to visit my subscriber-only library.

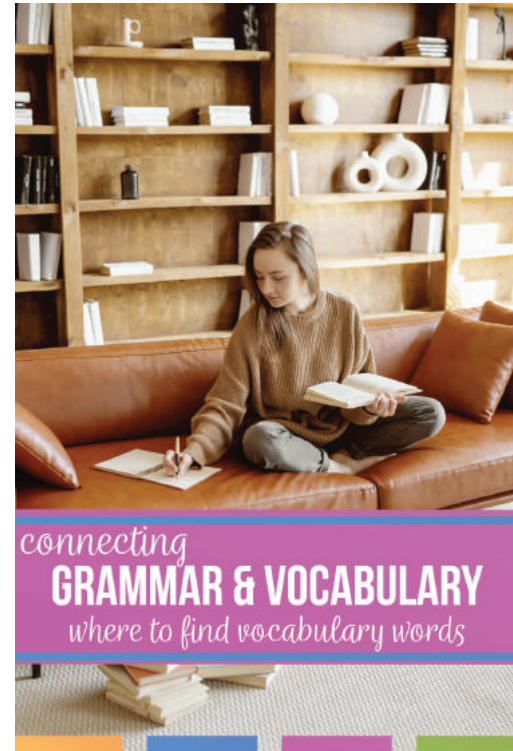
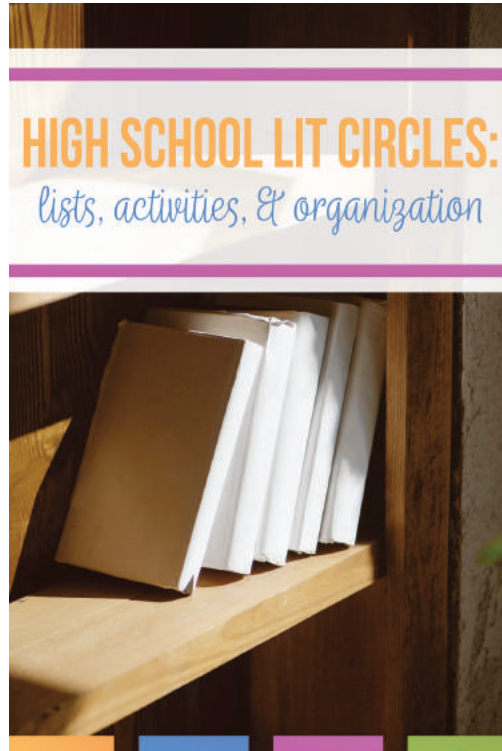
As always, please contact me with any questions or concerns!

Thanks again,



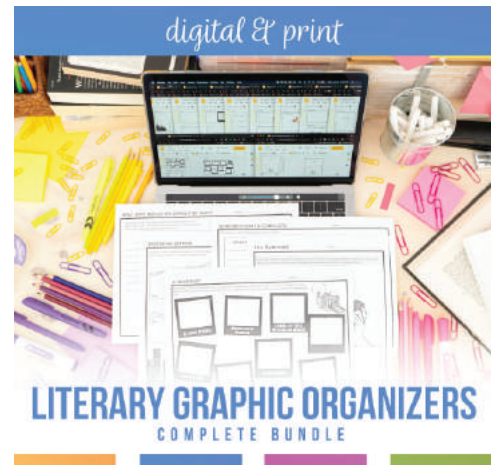
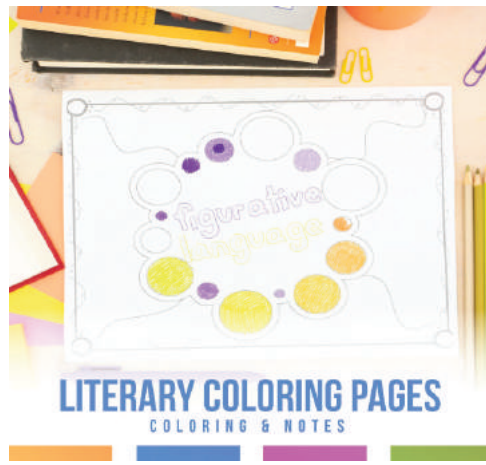

Lauralee, Language Arts Classroom

Thanks for the download!

Check out these blog posts that highlight literature lesson ideas:



These are other literature activities:



SETTING GRAPHIC ORGANIZERS

list of organizers & ideas for use

Copyright Language Arts Classroom, LLC

Different types of settings: I use these to front-load ideas and provide definitions and examples from the story with students.

1. Dystopian
2. Futuristic
3. Historical
4. Science Fiction

Basics: I use these when students are confused about the setting or when students work in literature circles.

5. Interactions
6. What time is it? (studying aspects of a time period)
7. Multiple settings
8. Overview: location and time
9. Setting and colors
10. Research the story's setting
11. Setting: brainstorming
12. Get a snapshot of the setting!

Setting and other literary devices: The emphasis of the Common Core (standards below) is on how the setting influences other components of the story. I do that with these graphic organizers.

13. When the setting is a flashback
14. Setting: first-person point of view
15. Setting: third-person point of view
16. Setting and symbols
17. Setting and characters
18. Setting and theme
19. Setting and plot
20. Setting and conflicts

Based on my analysis, these activities could meet:

RL.5.1

RL.6.1

RL.7.1

RL.8.1

RL.5.2

RL.6.2

RL.7.2

RL.8.2

Thanks for the download!

Please make a copy of these two presentations:

<https://docs.google.com/presentation/u/1/d/1vW94BhnnjPY9fEFRh8ljprz3TpGL8120t2wGjZIF22A/copy>

https://docs.google.com/presentation/u/1/d/1LwskaSaZtRvqoHVWKAeR55CDQwds-_rpkGimJlbQ1DU/copy


You will be asked to make a copy. Make a copy, and you will have the Slides presentation in your Google Drive. Share with students via email or Google Classroom!

Please email me with questions: lauralee@languageartsclassroom.com

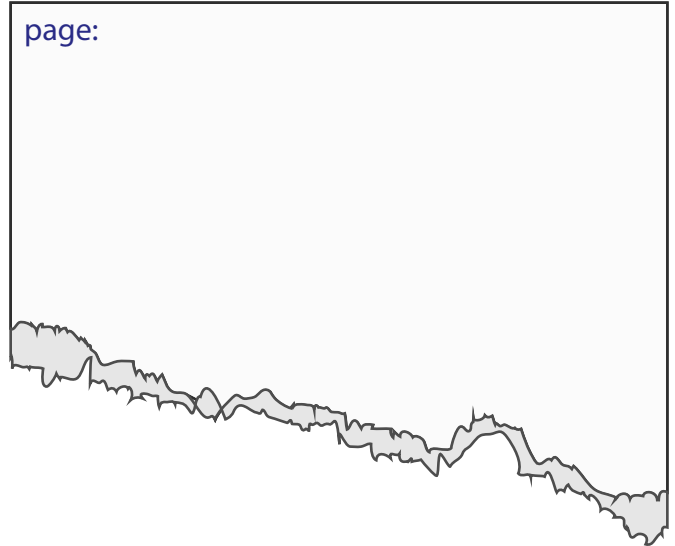
DYSTOPIAN SETTING

Name _____


Directions: What makes a dystopian setting unique? Find descriptions from the story and write them in each section. Include the page number.



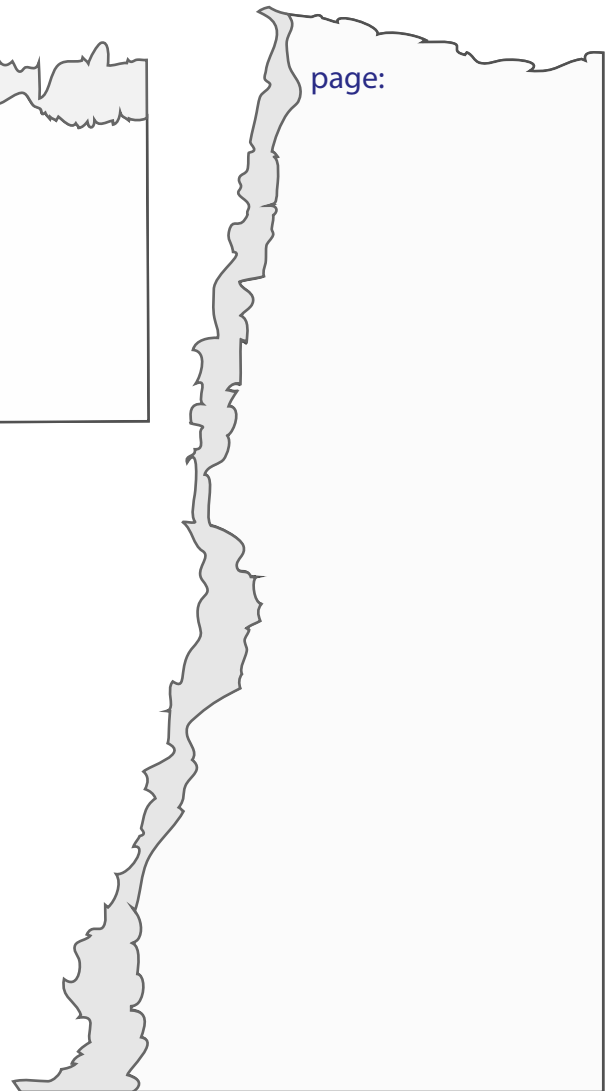
page:



page:



page:




page:




FUTURISTIC SETTING


Name _____

Directions: What makes a futuristic setting unique? Find descriptions from the story and write them in each section. Include the page number.

PAGE: 

 **PAGE:**


PAGE: 

 **PAGE:**


HISTORICAL SETTING

Name _____


Directions: What makes a historical setting unique? Find descriptions from the story and write them in each section. Include the page number.




A large empty rectangular box with a decorative corner ornament in the top-left corner. The ornament features a bell, leaves, and a scroll.



A large empty rectangular box with a decorative corner ornament in the bottom-right corner. The ornament features a bell, leaves, and a scroll.



A large empty rectangular box with a decorative corner ornament in the top-right corner. The ornament features a bell, leaves, and a scroll.



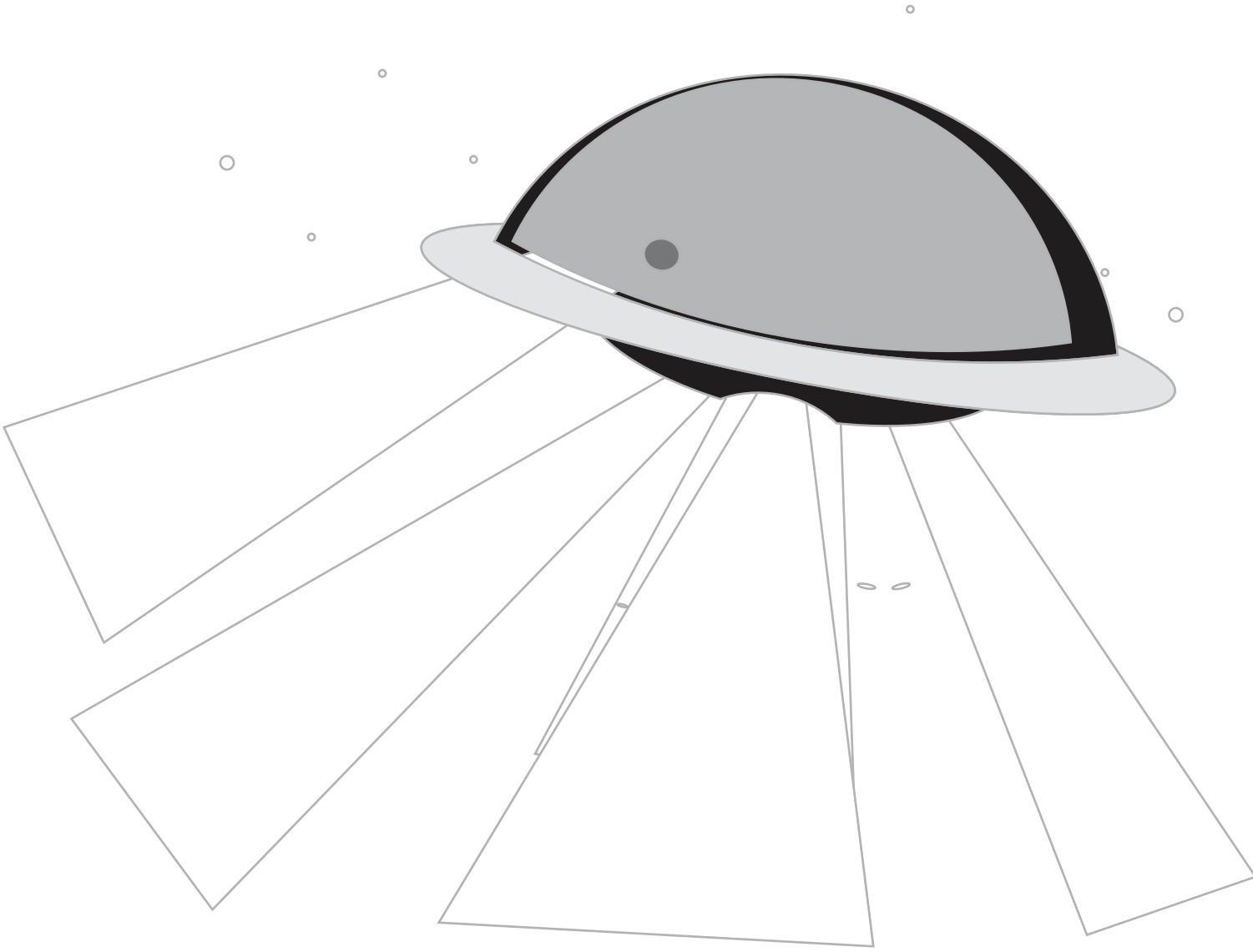
A large empty rectangular box with a decorative corner ornament in the bottom-left corner. The ornament features a bell, leaves, and a scroll.

Directions: Explain how the setting propels the action of the story.

SCIENCE FICTION SETTING

Name _____

Directions: What makes a science fiction setting unique? Find descriptions from the story and write them, one on each light ray. Include the page number.



Directions: Explain how the setting propels the action of the story.

INTERACTIONS

Name _____

Directions: The setting of a story interacts and shapes other elements of that same story. In the top box, write a quick summary of the setting and other element. Then, draw a conclusion of how they shape each other.

SETTING AND SYMBOL

SETTING AND CHARACTER

SETTING AND PLOT

SETTING AND SUSPENSE

WHAT TIME IS IT?

Name _____

Directions: The time period of a story provides readers with vital information for understanding the story. Research your story's time period by looking at these specific details of the time period.

CLOTHING:

HEALTH CARE:

JOBS/SALARY:

HOMES:

CULTURE:

POLITICS:

MULTIPLE SETTINGS

Name _____

Directions: Throughout a story, the author may present different settings. Each setting can have different purposes, perhaps different symbolic meanings or functions. Write down different settings from the story. See what conclusions you can draw.

SETTING ONE:

SETTING TWO:

SETTING THREE:

OVERVIEW

Name _____

Directions: Throughout a story, the author may write about the setting in general or specific terms. Write examples of the story's setting that are general, and then examples of the story's setting that are specific.


LOCATION:




TIME:



SPECIFIC LOCATION:





SPECIFIC TIME:



SETTING AND COLORS

Name _____

Directions: You can learn about the setting of a story from the colors that tie to it. Choose four settings from the story. You may repeat settings. Write the setting and the color associated with the setting. Then explain what details this color reveals about the setting.



RESEARCH THE STORY'S SETTING

Name _____

Directions: Is the setting of your story one that is unfamiliar to you? Research these ideas to get a better idea of the setting.

THE STORY'S SETTING:

Climate/Vegetation:

Government:

Customs/Traditions:

Interesting Facts:

SETTING: BRAINSTORMING

Name _____

Directions: Why is the setting of a story important? Answer the following questions to understand!

What does the setting of a story tell the reader?

How does the setting influence other parts of a story, like characters or theme?

Describe a setting that most people would know. (Harry Potter or The Hunger Games)





What makes that setting unique and memorable?

The setting provides a background for the reader. What would be some differences in a story set in Russia in the 1980s, and a story set in the 1800s in America?
How would those settings change the characters?

GET A SNAPSHOT OF THE SETTING!

Name _____

Directions: To get a better picture of the story, record what the author tells you about the setting. Write down a quote or description in each picture.



WHEN THE SETTING IS A FLASHBACK. . .

Name _____

Directions: If the author includes a flashback in a story, he or she is giving the reader important information. The setting of a flashback can provide clues to a conflict, or supply clues for why a character behaves a certain way in present day.

What is the story's flashback? What is the setting of this flashback?

What event happens in the flashback? What characters are involved? What does the reader learn?

What is the importance of the setting of the flashback?

SETTING:

Name _____

FIRST-PERSON POINT OF VIEW

Directions: The way a reader learns about the setting matters. When the story is told in the first-person point of view, the reader learns about the setting from the narrator. Think about some benefits and drawbacks to learning about the setting in a first-person point of view.

BENEFITS

DRAWBACKS

FIRST-PERSON POINT OF VIEW

Directions: The way a reader learns about the setting matters. When the story is told in the first-person point of view, the reader learns about the setting from the narrator. Think about some benefits and drawbacks to learning about the setting in a first-person point of view.

BENEFITS

- personalized story
- a close perspective from possibly someone who was involved, and wants to portray the setting as best as possible
- the person may know secrets, like secrets of a house

DRAWBACKS

- the speaker could be biased and purposely give an inaccurate portrayal of the setting
- no two people describe settings the same
- the speaker might describe a character's bedroom or certain setting in a tricky way, such as if the narrator likes or dislikes this character

SETTING:

Name _____

THIRD-PERSON POINT OF VIEW

Directions: The way a reader learns about the setting matters. When the story is told in the third-person point of view, the reader learns about the setting from a character in the story or from an omniscient narrator. Think about some benefits and drawbacks to learning about the setting in a third-person point of view.

BENEFITS

DRAWBACKS

THIRD-PERSON POINT OF VIEW

Directions: The way a reader learns about the setting matters. When the story is told in the third-person point of view, the reader learns about the setting from a character in the story or from an omniscient narrator. Think about some benefits and drawbacks to learning about the setting in a third-person point of view.

BENEFITS

- seems that it may be the author talking, and readers can research the author to learn about his/ her perspective
- with omniscient narrators, the setting will be explained in every way possible - the narrator is "all knowing"

DRAWBACKS

- the narrator is limited on explaining what characters are thinking - readers may not have a large picture of what everyone thinks of the setting
- time periods and their customs and traditions may be skewed because of the narrator; a setting explained by a man during the 1800s will probably be different than a woman explaining a setting in the 1800s

SETTING INFLUENCING . . . SYMBOLS

Name _____

Directions: The setting can influence other components of a story. Describe one of the story's settings, and then answer questions pertaining to the setting. Finally, decide how the setting influences and shapes the story's symbols.

1. DESCRIBE THE SETTING:

2. ANSWER THESE QUESTIONS:

1. Are there any colors associated with the setting?
Do these colors represent a larger idea?

2. Do any conflicts occur at this setting?
Do any conflicts get resolved at this setting?

3. Is a characters typically located at this setting?
What type of character is this? (protagonist, antagonist)
Could this setting symbolize a character's function in the story?

3. HOW DOES THE SETTING INFLUENCE SYMBOLS IN THE STORY?

SETTING INFLUENCING . . . CHARACTERS

Name _____

Directions: The setting can influence other components of a story. Describe one of the story's characters, and then answer questions pertaining to the setting and character. Finally, decide how the setting influences and shapes the character.

1. DESCRIBE THE SETTING:

Old Woman Swamp:

Outside - secretive place - away from adults.

Rubber grass, stream, multiple blowers.

2. ANSWER THESE QUESTIONS:

1. Is a character associated with this setting? At this setting, how does the character behave?

Doodle and his brother. They are both determined for Doodle to grow, to walk.

2. What conflict(s) occurs at this setting? How does the character behave during this conflict?

Sometimes Doodle wants to quit. His brother won't allow him to quit. The brother is determined not to bail. He is bossy, in charge.

3. How did this character change over the story?

Brother becomes less patient with Doodle, more determined.

3. HOW DOES THE SETTING INFLUENCE A CHARACTER'S GROWTH AND DEVELOPMENT?

In seclusion away from adults, Brother could be in charge. Not only did he help Doodle, he also had unlimited power with a weak child. The swamp provided a beautiful setting for them to accomplish great things. When it rained though, the swamp became dangerous, and the boys needed to hurry home. As the setting became less predictable, so did Brother. It becomes less safe and pretty, just as Brother does. He abandoned Doodle in a literal storm, as he had a storm brewing inside himself.
