

TIPS FOR COLORING SHEETS

Here are some ideas I've found helpful!

- Have students keep their note sheets out as they complete the sentences.
- Allow students to color the general areas of the numbered selection.
- Encourage students to consult the sentences as they color. This will minimize coloring errors and reinforce the concepts.
- For pages that have limited color choices, encourage students to use different shades of the assigned color.
- Ask students to personalize the sheets: color with stripes, dots, or zigzags.
- Have students mark the number with the correct color before they begin their coloring sheet.
- These activities work well as station activities or as partner work.
- Save yourself time; show students the final pictures (included as a PDF) to check their work.
- Use the final products as decor in the secondary classroom!!
- Looking for research to support coloring sheets in your lesson plans? I've got you covered:

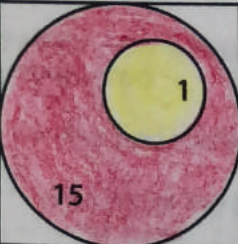
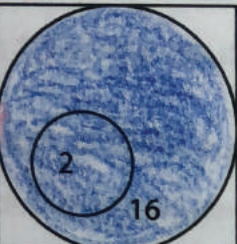
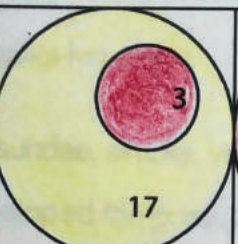
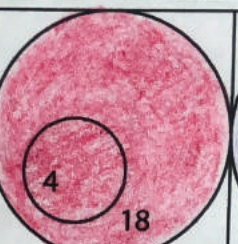
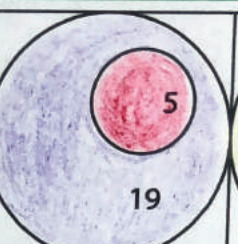
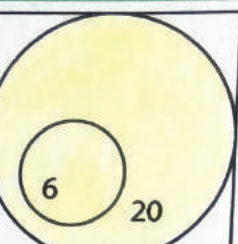
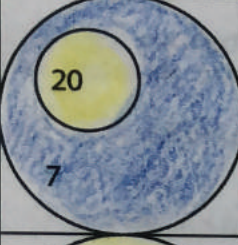
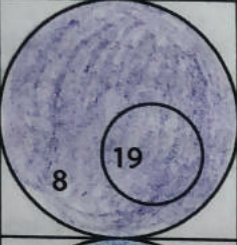
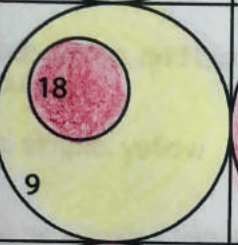

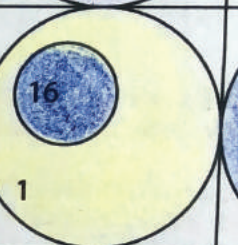
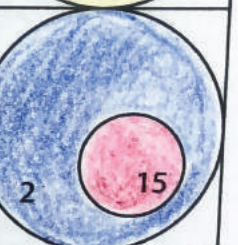
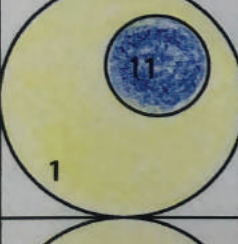
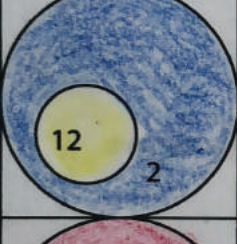



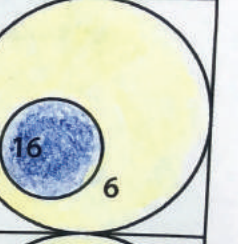





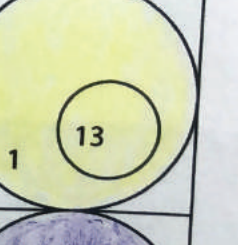
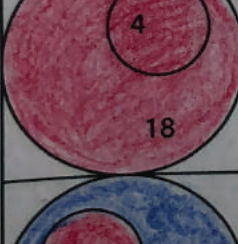
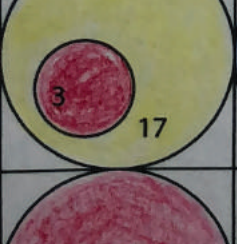

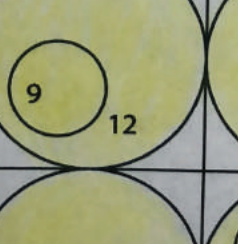

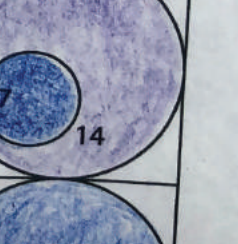





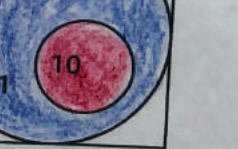
<http://languageartsclassroom.com/2016/01/coloring-sheets-for-older-students.html>

As always, thanks for inviting me into your classroom!

Lauralee ~ Language Arts Classroom

Directions: Identify each type of sentence. Then match the type to the color code. Color each

SIMPLE COMPOUND COMPLEX COMPOUND COMPLEX

SIMPLE COMPOUND COMPLEX COMPOUND COMPLEX

1 15	2 16	3 17	4 18	5 19	6 20
20 7	8 19	18 9	10 17	16 1	2 15
11 1	12 2	13 3	14 4	15 5	16 6
17 6	5 18	19 4	3 20	14 2	1 13
4 18	3 17	10 11	9 12	8 13	7 14
5 16	15 6	7 14	13 8	9 12	11 10

SIMPLE COMPOUND COMPLEX COMPOUND COMPLEX

Directions: Identify each type of sentence. Then match the type to the color code. Color each number on the coloring sheet.

1. Bryce and Connor studied for their anatomy quiz.
2. Chip raked the front lawn on Tuesday; however, on Wednesday, the lawn was covered in leaves again.
3. After our family planned our trip, we remembered that we should have made arrangements for our dog.
4. When Mrs. Kinske walked in the room, the class fell silent.
5. Before Amy leaves for school, she packs her lunch.
6. Jasmine and Kelly split an icecream sundae.
7. Chris outlined the idea, and Shelli developed the product.
8. After Lizzi cooked the pizza, she set out plates, and Liam stacked napkins.
9. Last night, Jodie watched two movies.
10. The dog played outside after he went on a walk.
11. Ryan dislikes making his bed, and he is often in trouble with his mom.
12. Abi should return those books to the library.
13. Addler plays basketball and baseball.
14. When Tyler was home, he painted the back porch with his Dad, and then he made dinner with his Mom.
15. That phone doesn't work well since it was dropped on the concrete.
16. I want to go swimming, but I can't find my gym pass.
17. Shane took his sister to the park.
18. Melissa planned the birthday party because she wanted to surprise her friend.
19. Doug wants water after he finishes track practice, but sometimes he can't find his bottle.
20. Audrey took a test preparation class before her junior year.

simple: yellow

compound: blue

complex: red

compound-complex: purple

SIMPLE COMPOUND COMPLEX COMPOUND COMPLEX

Directions: Identify each type of sentence. Then match the type to the color code. Color each number on the coloring sheet.

- | | |
|--|--|
| <p>1. Bryce and Connor studied for their anatomy quiz. simple: yellow</p> <p>2. Chip raked the front lawn on Tuesday; however, on Wednesday, the lawn was covered in leaves again. compound: blue</p> <p>3. After our family planned our trip, we remembered that we should have made arrangements for our dog. Complex- red</p> <p>4. When Mrs. Kinske walked in the room, the class fell silent. Complex- red</p> <p>5. Before Amy leaves for school, she packs her lunch. Complex- red</p> <p>6. Jasmine and Kelly split an icecream sundae. simple: yellow</p> <p>7. Chris outlined the idea, and Shelli developed the product. compound: blue</p> <p>8. After Lizzi cooked the pizza, she set out plates, and Liam stacked napkins. compound-complex: purple</p> <p>9. Last night, Jodie watched two movies. simple: yellow</p> <p>10. The dog played outside after he went on a walk. Complex- red</p> | <p>11. Ryan dislikes making his bed, and he is often in trouble with his mom. compound: blue</p> <p>12. Abi should return those books to the library. simple: yellow</p> <p>13. Addler plays basketball and baseball. simple: yellow</p> <p>14. When Tyler was home, he painted the back porch with his Dad, and then he made dinner with his Mom. compound-complex: purple</p> <p>15. That phone doesn't work well since it was dropped on the concrete. Complex- red</p> <p>16. I want to go swimming, but I can't find my gym pass. compound: blue</p> <p>17. Shane took his sister to the park. simple: yellow</p> <p>18. Melissa planned the birthday party because she wanted to surprise her friend. Complex- red</p> <p>19. Doug wants water after he finishes track practice, but sometimes he can't find his bottle. compound-complex: purple</p> <p>20. Audrey took a test preparation class before her junior year. simple: yellow</p> |
|--|--|

simple: yellow

compound: blue

complex: red

compound-complex: purple

COMPLEX COMPOUND COMPLEX

Directions: Identify each type of sentence. Then match the type to the color code. Color each number on the coloring sheet

1. I had a test, Kirsten continued to study until late.
complex- red

2. Bob grabbed some supplies at the store.
simple

3. She had her drink, and Ella started giggling.
compound

4. When he has time, mom would appreciate his help.
complex- red

5. Barb some money.


11. Theo brought a book to school, and he read it because he was excited to learn the ending.
compound- red

12. After Greg locked his keys in the car, Sami drove home.
complex- red


13. The school closed because it had flu cases.
compound

14. The teacher explains why we have for school.
complex- red

15. Mom handled the request by herself.
simple



Simple ~ Compound ~ Complex ~ Compound-Complex



Simple ~ Compound ~ Complex ~ Compound-Complex

SIMPLE COMPOUND COMPLEX COMPOUND COMPLEX

Directions: Identify each type of sentence. Then match the type to the color code. Color each number on the coloring sheet.

1. Because she had a test, Kirsten continued to study until late at night.
2. Teresa and Bob grabbed some supplies at the store.
3. Leila spilled her drink, and Ella started giggling.
4. Since Tony has time, mom would appreciate his help with the leaves.
5. Juan handed Barb some money.
6. Kayla played dinosaurs with her brother, for he loves to pretend.
7. Although Greg and Marissa carefully planned their vacation, they did not account for the terrible weather, and they were disappointed with what they had packed.
8. After playing golf all day, Susie noticed she had a sunburn.
9. Instead of reading, George cleaned his room and messaged his friends.
10. Shannon carried the banner; her hands hurt at the end of the parade.

11. Theo brought a book to school, and he read it at lunch because he was excited to learn the ending.
12. After Greg locked his keys in the car, Sami drove him home.
13. The school closed, for it had flooding damage.
14. My cat whines when I leave for school.
15. Mallory handled the request by herself.
16. Chantelle washed the car, and Ben swept the garage.
17. During winter break, Grandma and I repainted her kitchen.
18. Until the weather gets warm, bring a jacket to work.
19. Scout and Robbie bought and wrapped presents.
20. Hillary fed the cat, and Billy walked the dog because their parents asked them to help.

simple: yellow

compound: blue

complex: red

compound-complex: purple

SIMPLE COMPOUND COMPLEX COMPOUND COMPLEX

Directions: Identify each type of sentence. Then match the type to the color code. Color each number on the coloring sheet.

1. Because she had a test, Kirsten continued to study until late at night. complex- red

2. Teresa and Bob grabbed some supplies at the store. simple- yellow

3. Leila spilled her drink, and Ella started giggling. compound: blue

4. Since Tony has time, mom would appreciate his help with the leaves. complex- red

5. Juan handed Barb some money. simple: yellow

6. Kayla played dinosaurs with her brother, for he loves to pretend. compound: blue

7. Although Greg and Marissa carefully planned their vacation, they did not account for the terrible weather, and they were disappointed with what they had packed. compound-complex: purple

8. After playing golf all day, Susie noticed she had a sunburn. complex- red

9. Instead of reading, George cleaned his room and messaged his friends. simple: yellow

10. Shannon carried the banner; her hands hurt at the end of the parade. compound: blue

11. Theo brought a book to school, and he read it at lunch because he was excited to learn the ending. compound-complex: purple

12. After Greg locked his keys in the car, Sami drove him home. complex- red

13. The school closed, for it had flooding damage. compound: blue

14. My cat whines when I leave for school. complex- red

15. Mallory handled the request by herself. simple: yellow

16. Chantelle washed the car, and Ben swept the garage. compound: blue

17. During winter break, Grandma and I repainted her kitchen. simple: yellow

18. Until the weather gets warm, bring a jacket to work. complex- red

19. Scout and Robbie bought and wrapped presents. simple: yellow

20. Hillary fed the cat, and Billy walked the dog because their parents asked them to help. compound-complex: purple

simple: yellow

compound: blue

complex: red

compound-complex: purple

LANGUAGE ARTS CLASSROOM, LLC

Thanks for the download!

PLEASE READ THIS TERMS OF USE TO PROTECT MY WORK AND LICENSING PERMISSIONS.

I appreciate your support and want you to be happy with your purchase. If for any reason you are unhappy, need a change in font/sizing, or would like a different format, please email me at lauralee@languageartsclassroom.com

I have a license for images, fonts, and graphics. Therefore:

Purchase of this product is for use by one classroom/ one homeschool.

Additional licenses for schools or departments may be purchased (at a discounted rate) on TpT.

This material may not be posted on the Internet or disseminated in any other form for general audiences.

You MAY share this document with parents and students for home-use via print-outs, email, or Google Classroom.

TIPS:

✦ If you leave feedback on a purchase, you also earn credit with TpT for future purchases.

✦ Follow me on TpT. (Click the **green star**.) You'll get fast updates this way.

✦ Would you like two dozen free downloads? Subscribing to my blog has benefits! [Sign-up](#), and I'll send you directions to visit my subscriber-only library.

As always, please contact me with any questions or concerns!

Thanks again,

Lauralee, Language Arts Classroom

Thanks for the download!

CHECK OUT THESE BLOG POSTS TO HELP ENGLISH TEACHERS:



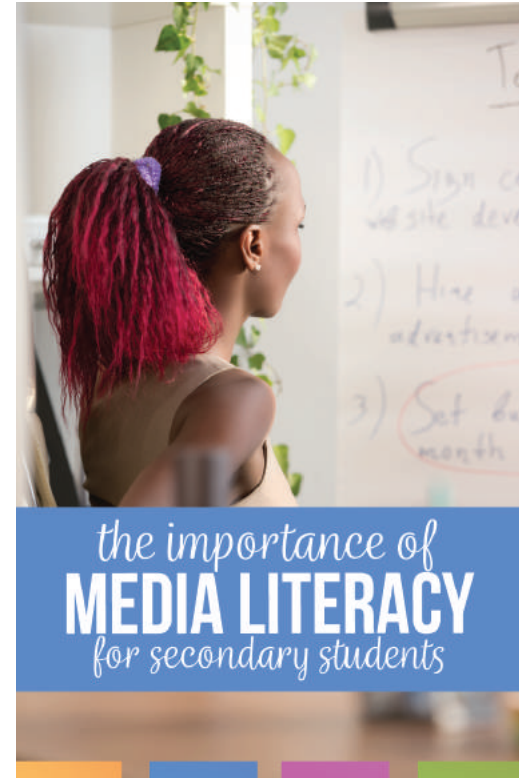
A graphic with a magnifying glass over a question mark and an exclamation point. Below, a group of students holds signs with punctuation marks: ellipsis (///:), exclamation points (!!!), and question marks (???)

fun activities
TEACHING PUNCTUATION



A woman sitting on a chair next to a tall stack of books, holding a book.

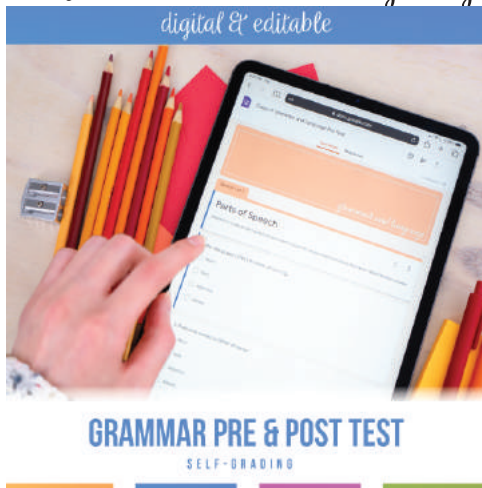
FIRST CHAPTER FRIDAY
a teacher's complete guide



A woman with red hair in a ponytail looking at a whiteboard with a list of points.

the importance of
MEDIA LITERACY
for secondary students


These are other language arts activities:



A hand pointing at a tablet displaying a grammar test interface.

digital & editable


GRAMMAR PRE & POST TEST
SELF-GRADING



Two worksheets for coordinate adjectives with exercises and examples.

digital & print

COORDINATE ADJECTIVES
TASK CARDS & WORKSHEET



A desk with a laptop and several worksheets.

digital & print

VERBALS: GERUNDS, PARTICIPLES, INFINITIVES
COMPLETE UNIT



A desk with a laptop, papers, and various stationery items.

digital & print

LITERARY GRAPHIC ORGANIZERS
COMPLETE BUNDLE



A vintage television set on a stand against a blue wall.

**ETHOS
PATHOS
LOGOS**

Looking at Persuasive
Techniques in Commercials



A hand writing on a notepad next to a stack of books and a candle.

CREATIVE WRITING BUNDLE
DIGITAL LESSONS