

TIPS FOR COLORING SHEETS

Here are some ideas I've found helpful!



- Have students keep their note sheets out as they complete the sentences.
- Allow students to color the general areas of the numbered selection.
- Encourage students to consult the sentences as they color. This will minimize coloring errors and reinforce the concepts.
- For pages that have limited color choices, encourage students to use different shades of the assigned color.
- Ask students to personalize the sheets: color with stripes, dots, or zigzags.
- Have students mark the number with the correct color before they begin their coloring sheet.
- These activities work well as station activities or as partner work.
- Save yourself time; show students the final pictures (included as a PDF) to check their work.
- Use the final products as decor in the secondary classroom!!
- Looking for research to support coloring sheets in your lesson plans? I've got you covered:

<http://languageartsclassroom.com/2016/01/coloring-sheets-for-older-students.html>



As always, thanks for inviting me into your classroom!

Lauralee ~ Language Arts Classroom

PHRASES
AND
CLAUSES



PHRASES
AND
CLAUSES



PHRASE? CLAUSE?

Directions: Identify the underlined portion as either a clause or a phrase. When you have the answers, use the key to match the sentence to its assigned color. Please note that sentences 1-10 have a coloring code, and sentences 11-20 have a different coloring code.

1. While Seth watched television, Britt read from her phone.
2. Little kids struggle to keep secrets.
3. After practice, please go home for dinner.
4. After we take the test, we'll be allowed to talk quietly.
5. Matt was late for dinner because he had golf practice.
6. Since Jamie is driving, I'll leave my car here.
7. Will you put the book on the shelf?
8. Lacey went to the park by the store.
9. Although Harper gave Abigail a sweater, Abi was still cold.
10. Tina dressed up as a clown.

phrase = green

clause = blue

11. Dad will be gone until noon.
12. Whenever I clean the floor, my dog muddies it.
13. If my parents come to the game, I'll go home with them.
14. Cleaning my room takes forever!
15. Shaun gave me a huge hug as soon as he saw me.
16. Before you go to bed, please put away those clothes.
17. Waxing the car, Steven noticed his arm hurt.
18. Munching on a cookie, mom got crumbs on her shirt.
19. Unless we find a good deal on airplane tickets, we'll drive.
20. It has been snowing since last night.

phrase = purple

clause = orange

PHRASE? CLAUSE?

Directions: Identify the underlined portion as either a clause or a phrase. When you have the answers, use the key to match the sentence to its assigned color. Please note that sentences 1-10 have a coloring code, and sentences 11-20 have a different coloring code.

1. While Seth watched television, Britt read from her phone.
clause = blue
2. Little kids struggle to keep secrets. phrase = green
3. After practice, please go home for dinner. phrase = green
4. After we take the test, we'll be allowed to talk quietly.
clause = blue
5. Matt was late for dinner because he had golf practice.
clause = blue
6. Since Jamie is driving, I'll leave my car here. clause = blue
7. Will you put the book on the shelf? phrase = green
8. Lacey went to the park by the store. phrase = green
9. Although Harper gave Abigail a sweater, Abi was still cold.
clause = blue
10. Tina dressed up as a clown. phrase = green

phrase = green


clause = blue

11. Dad will be gone until noon. phrase = purple
12. Whenever I clean the floor, my dog muddies it. clause = orange
13. If my parents come to the game, I'll go home with them.
clause = orange
14. Cleaning my room takes forever! phrase = purple
15. Shaun gave me a huge hug as soon as he saw me. clause = orange
16. Before you go to bed, please put away those clothes.
clause = orange
17. Waxing the car, Steven noticed his arm hurt. phrase = purple
18. Munching on a cookie, mom got crumbs on her shirt. phrase = purple
19. Unless we find a good deal on airplane tickets, we'll drive.
clause = orange
20. It has been snowing since last night. phrase = purple

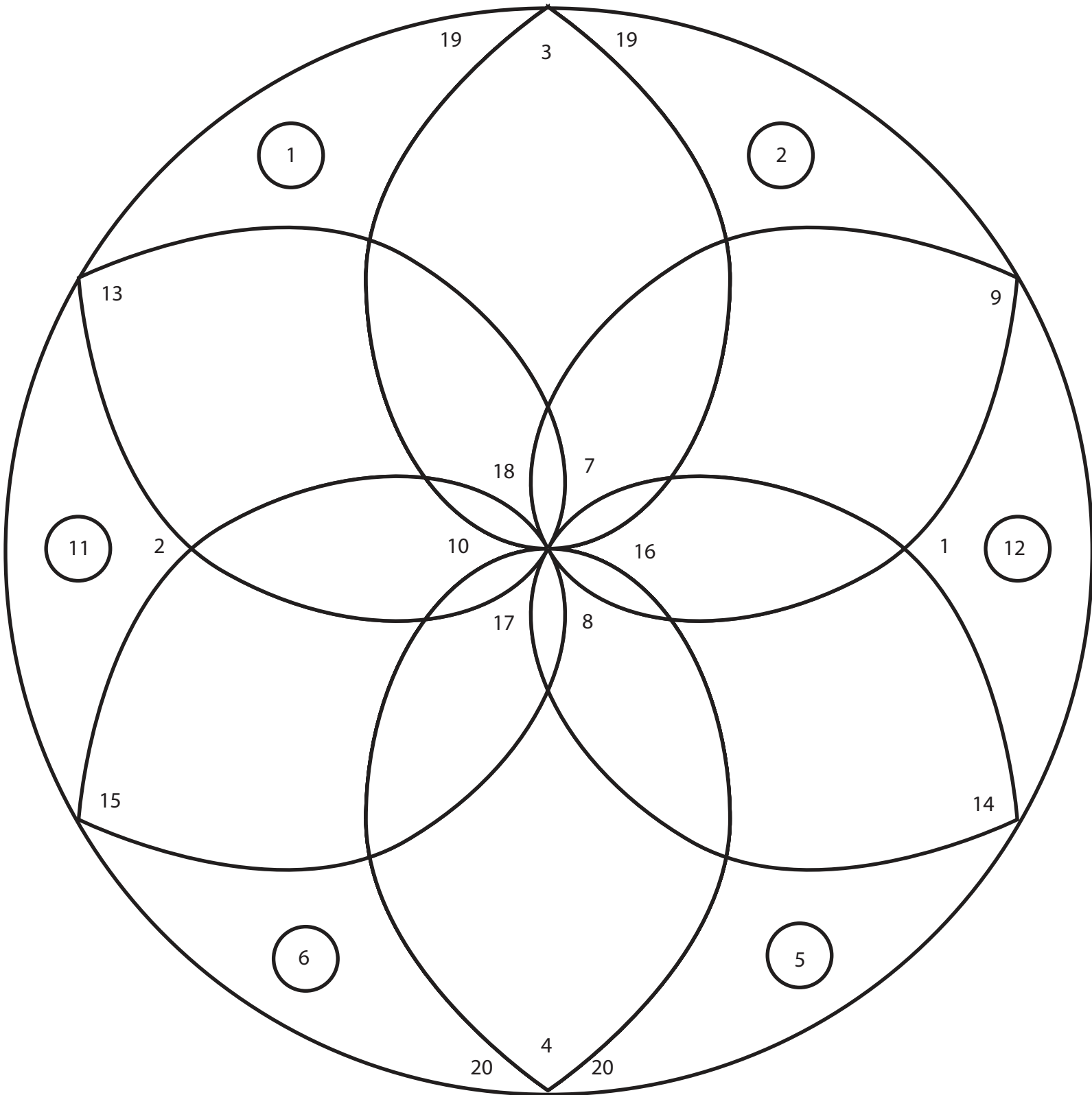
phrase = purple

clause = orange

PHRASE? CLAUSE?



PHRASE? CLAUSE?



PHRASE? CLAUSE?

Directions: Identify the underlined portion as either a clause or a phrase. When you have the answers, use the key to match the sentence to its assigned color. Please note that sentences 1-10 have a coloring code, and sentences 11-20 have a different coloring code.

1. Alec decided to run laps before practice.
2. Katie held a feckless attitude toward her classes.
3. Bonnie accepted the certificate when the principal called her name.
4. As Ryan finished his paper, he closed his eyes and stretched his arms.
5. Grandma leads an abstemious way of life.
6. Samantha and Madeleine attended the informational meeting.
7. Keeping my room clean is an impossible task!
8. Brushed with butter, the shrimp sizzled on the grill.
9. After Lincoln guzzled his water, he wiped his mouth with his shirt sleeve.
10. For breakfast, Chad ordered potatoes and eggs.
11. The band will play the song that begins with a piano solo.
12. The team has to start practice this weekend.
13. Joy pulled her hair back because the sun was beating down.
14. Traveling to the conference, Laura reviewed her itinerary.
15. The boy who pushes the toy cars along the kitchen floor doesn't want anyone to touch them.
16. Cheryl sang a song for her grandparents.
17. Wrap that blanket around your shoulders.
18. The kitchen is after the dining room.
19. Grandma placed the cloth neatly on the table.
20. Jace decided to play football before school practice began.

phrase = green

clause = blue

phrase = purple

clause = orange

PHRASE? CLAUSE?

Directions: Identify the underlined portion as either a clause or a phrase. When you have the answers, use the key to match the sentence to its assigned color. Please note that sentences 1-10 have a coloring code, and sentences 11-20 have a different coloring code.

1. Alec decided to run laps before practice. phrase = green

2. Katie held a feckless attitude toward her classes.
phrase = green

3. Bonnie accepted the certificate when the principal called her name. clause = blue

4. As Ryan finished his paper, he closed his eyes and stretched his arms. clause = blue

5. Grandma leads an abstemious way of life. phrase = green

6. Samantha and Madeleine attended the informational meeting.
clause = blue

7. Keeping my room clean is an impossible task! phrase = green

8. Brushed with butter, the shrimp sizzled on the grill.
phrase = green

9. After Lincoln guzzled his water, he wiped his mouth with his shirt sleeve. clause = blue

10. For breakfast, Chad ordered potatoes and eggs.
phrase = green

phrase = green

clause = blue

11. The band will play the song that begins with a piano solo.
clause = orange

12. The team has to start practice this weekend. phrase = purple

13. Joy pulled her hair back because the sun was beating down.
clause = orange

14. Traveling to the conference, Laura reviewed her itinerary.
phrase = purple

15. The boy who pushes the toy cars along the kitchen floor doesn't want anyone to touch them. clause = orange

16. Cheryl sang a song for her grandparents. phrase = purple

17. Wrap that blanket around your shoulders. clause = orange

18. The kitchen is after the dining room. phrase = purple

19. Grandma placed the cloth neatly on the table. phrase = purple

20. Jace decided to play football before school practice began.
clause = orange

phrase = purple

clause = orange

Thanks for the download!

Check out these blog posts that highlight grammar lesson ideas:



**HANDS-ON
GRAMMAR ACTIVITIES**
change the way you teach grammar

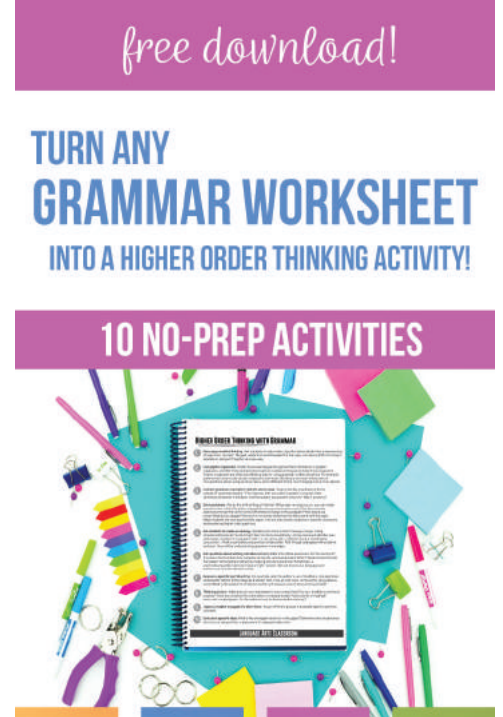


creating engaging **GRAMMAR LESSONS**

free download!

**TURN ANY
GRAMMAR WORKSHEET
INTO A HIGHER ORDER THINKING ACTIVITY!**

10 NO-PREP ACTIVITIES



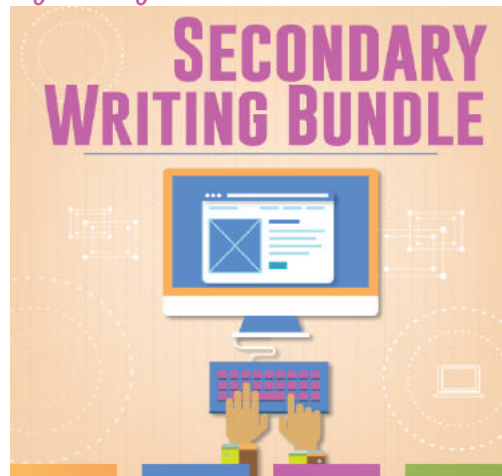
These are other language arts activities:

digital & print



INTERACTIVE GRAMMAR SORTS
COMPLETE BUNDLE

**SECONDARY
WRITING BUNDLE**



digital & print



PUNCTUATION UNIT
DIVERSE ACTIVITIES

digital & print




FOOD MARKETING
MEDIA LITERACY

digital & print



COMPLETE BUNDLE
GRAMMAR & WRITING ERRORS

**DIGITAL
literary
analysis**



LANGUAGE ARTS CLASSROOM, LLC

Thanks for the download!

PLEASE READ THIS TERMS OF USE TO PROTECT MY WORK AND LICENSING PERMISSIONS.

I appreciate your support and want you to be happy with your purchase. If for any reason you are unhappy, need a change in font/sizing, or would like a different format, please email me at lauralee@languageartsclassroom.com

I have a license for images, fonts, and graphics. Therefore:

Purchase of this product is for use by one classroom/ one homeschool.

Additional licenses for schools or departments may be purchased (at a discounted rate) on TpT.

This material may not be posted on the Internet or disseminated in any other form for general audiences.

You MAY share this document with parents and students for home-use via print-outs, email, or Google Classroom.

TIPS:

✦ If you leave feedback on a purchase, you also earn credit with TpT for future purchases.

✦ Follow me on TpT. (Click the **green star**.) You'll get fast updates this way.

✦ Would you like two dozen free downloads? Subscribing to my blog has benefits! [Sign-up](#), and I'll send you directions to visit my subscriber-only library.

As always, please contact me with any questions or concerns!

Thanks again,

Lauralee, Language Arts Classroom