









LITERARY COLORING SHEETS

©Language Arts Classroom, LLC

Possible uses:

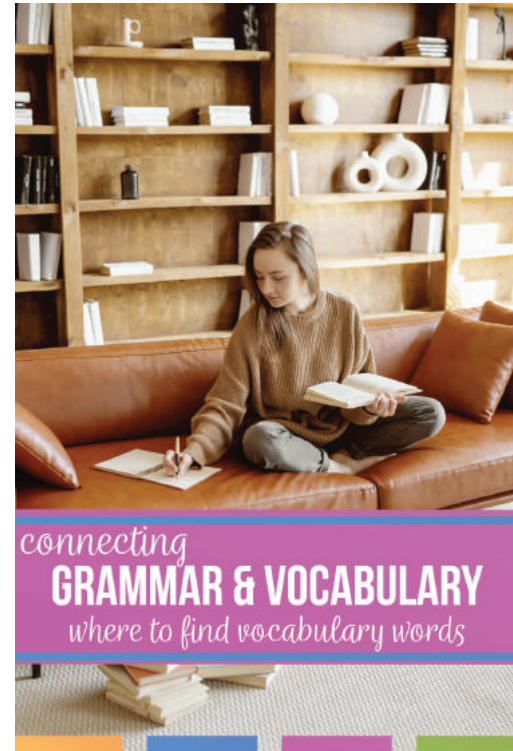
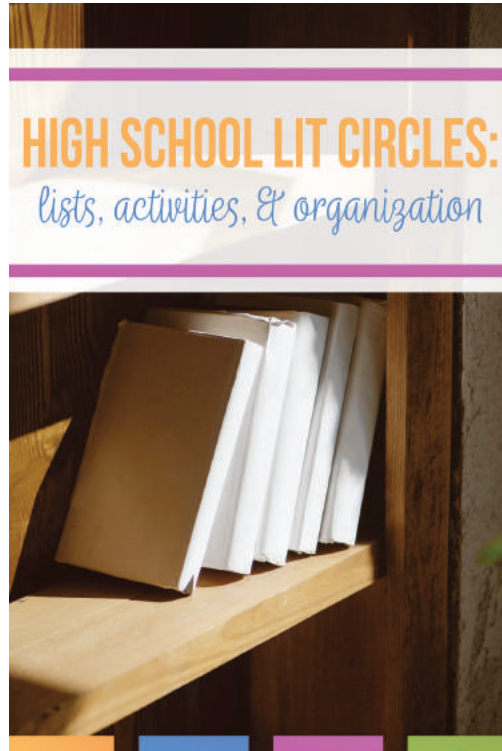
I have used literary coloring sheets in my classroom in a variety of ways. None of the sheets have directions because I want you to be able to use them for your specific ideas. Feel free to adjust these ideas! I have used the coloring sheets...

-  To help students relax or to end the class period. I keep extra sheets, and when we end a lesson a bit early or when students struggle to focus, I ask students to color.
-  As part of stations. When students rotate through stations, have a coloring stations. Ask students to add details about a story or define the terms.
-  To take notes. Students love to doodle and color these sheets!
-  To differentiate. Ask some students to think of three examples, and others to think of five. You can continue by creating additional requirements.
-  As transitional pieces, as a start to the class period, or as exit tickets. To transition from one idea to the next, give students a sheet and ask them to define terms or provide examples from a prior piece of literature. To start the class period, give students a sheet as they enter the room. Ask students to recall the information from the prior class period. To end the class period, ask students to find a specific example from the book or short story.
-  To begin creative writing assignments. Let students free-draw and brainstorm using the coloring sheets. What theme will their stories have? What sort of characters will their story have?
-  To emphasize the psychology of colors. Ask students to use certain colors to explain the literary devices. Then discuss what the colors symbolize. (Would the antagonist automatically be written in black? What color would the protagonist be?)
-  As a way to end confusion. Some of the sheets have commonly confused literary devices. Use these to sort the definitions and examples for students.



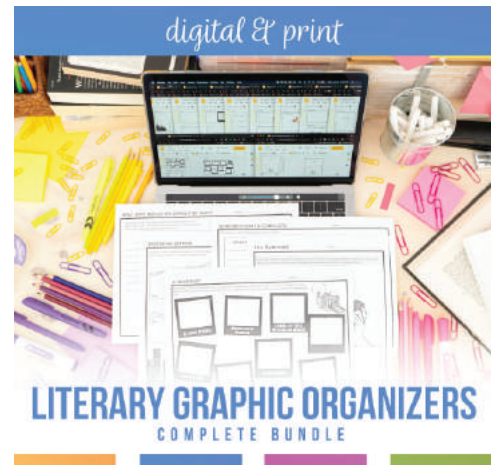
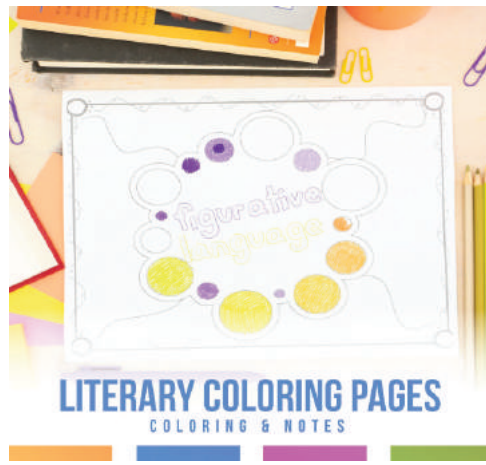



Thanks for the download!

Check out these blog posts that highlight literature lesson ideas:



These are other literature activities:



LANGUAGE ARTS CLASSROOM, LLC

Thanks for the download!

PLEASE READ THIS TERMS OF USE TO PROTECT MY WORK AND LICENSING PERMISSIONS.

I appreciate your support and want you to be happy with your purchase. If for any reason you are unhappy, need a change in font/sizing, or would like a different format, please email me at lauralee@languageartsclassroom.com

I have a license for images, fonts, and graphics. Therefore:

Purchase of this product is for use by one classroom/ one homeschool.

Additional licenses for schools or departments may be purchased (at a discounted rate) on TpT.

This material may not be posted on the Internet or disseminated in any other form for general audiences.

You MAY share this document with parents and students for home-use via print-outs, email, or Google Classroom.

TIPS:

✦ If you leave feedback on a purchase, you also earn credit with TpT for future purchases.

✦ Follow me on TpT. (Click the **green star**.) You'll get fast updates this way.

✦ Would you like two dozen free downloads? Subscribing to my blog has benefits! [Sign-up](#), and I'll send you directions to visit my subscriber-only library.

As always, please contact me with any questions or concerns!

Thanks again,

Lauralee, Language Arts Classroom


THEME

THEME

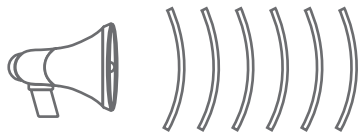
What are common Themes in stories?

What is the purpose of a Theme?

How do authors explain the Theme?



THEME



(what message?)

Theme

message the
author wants
the reader
to understand




THEME

NOTICE:

- WHAT A CHARACTER IS OVERCOMING
- A COMMON MESSAGE


- ASK YOURSELF:
WHAT DO I KNOW NOW?



POSSIBLE THEME:

EVIDENCE:

PAGE #:



THEME

CONFLICT

man vs. man



man vs. GOVERNMENT



Man Vs. Nature



MAN VS. SELF



Man Vs. Supernatural



CONFLICT

(WHAT IS THE PROBLEM?)

©2016 LANGUAGE ARTS CLASSROOM

Conflict
internal or
external forces
against a
character

©2016 LANGUAGE ARTS CLASSROOM

CONFLICT

NOTICE:

- A CHARACTER'S PROBLEM MAY HAVE MULTIPLE CONFLICTS
- A CONFLICT THAT IS NEVER VERBALIZED
- ASK YOURSELF: WHAT STRUGGLE IS THE STORY ABOUT?


©2016 LANGUAGE ARTS CLASSROOM

CONFLICT:

TYPE:



©2016 LANGUAGE ARTS CLASSROOM






CONFLICT

motif


symbol

motif

theme




CHARACTERIZATION



**DIRECT
CHARACTERIZATION**


**LOOK AT WHAT THE
AUTHOR
WRITES ABOUT
THE CHARACTER**



*Indirect
Characterization*

Notice:


- ☞ what the character wears
- ☞ how the character treats other people
- ☞ what other characters say about the character



Characterization Example:


Chapter: _____

Page #: _____






CHARACTERIZATION



Characterization



CHARACTERS

DYNAMIC

STATIC

Round

FLAT

SCOTTS
K



figurative
language

FIGURATIVE LANGUAGE



A COMPARISON USING 'LIKE' OR 'AS'

A DIRECT COMPARISON
GIVING SOMETHING HUMAN QUALITIES

CLICHE

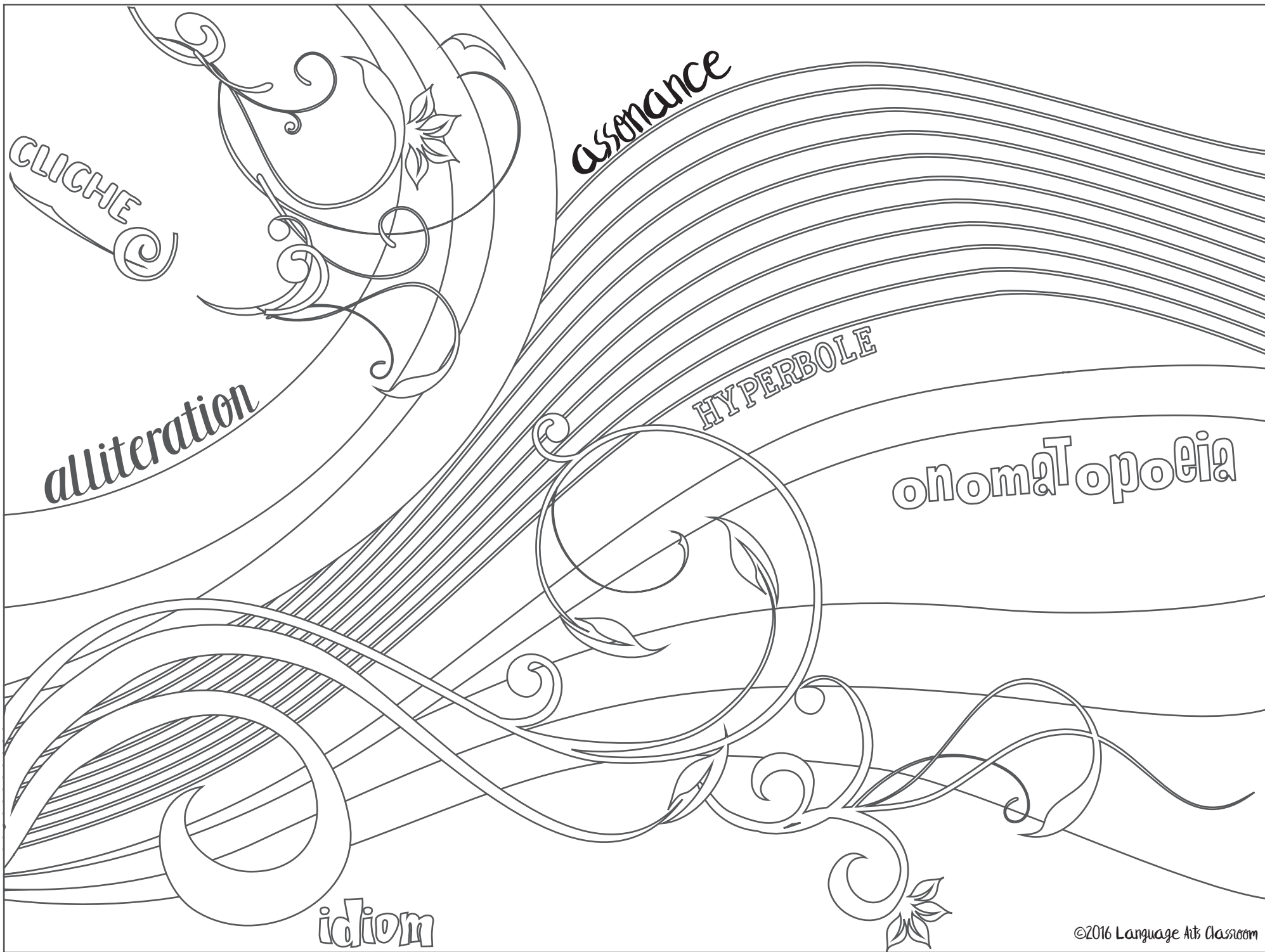
assonance


alliteration

HYPERBOLE

onomatopoeia

idiom





POETRY

Cadence

ASSONANCE

FOOT



ALLITERATION

free verse

SONNET

STANZA

rhyme



imagery

blank verse

STANZA

Ode

METER

ELLIPSIS


trimeter

STANZA

PROSE

COUPLET

REFRAIN



verse



ONOMATOPOEIA