

# TIPS FOR COLORING SHEETS

Here are some ideas I've found helpful!

- Have students keep their note sheets out as they complete the sentences.
- Allow students to color the general areas of the numbered selection.
- Encourage students to consult the sentences as they color. This will minimize coloring errors and reinforce the concepts.
- For pages that have limited color choices, encourage students to use different shades of the assigned color.
- Ask students to personalize the sheets: color with stripes, dots, or zigzags.
- Have students mark the number with the correct color before they begin their coloring sheet.
- These activities work well as station activities or as partner work.
- Save yourself time; show students the final pictures (included as a PDF) to check their work.
- Use the final products as decor in the secondary classroom!!
- Looking for research to support coloring sheets in your lesson plans? I've got you covered:

<http://languageartsclassroom.com/2016/01/coloring-sheets-for-older-students.html>

As always, thanks for inviting me into your classroom!

*Lauralee* ~ Language Arts Classroom

active


1. These frequently pass to some other active

2. This part of the sentence is usually positive


3. Our brains were changed by the process

4. The teacher was always very kind

# ACTIVE AND PASSIVE VOICE



# ACTIVE AND PASSIVE VOICE



# ACTIVE AND PASSIVE VOICE

➡ Active Voice: the verb is in active voice when the subject completes the verb. *The dog smelled the meat.*

➡ Passive Voice: the verb is in passive voice when the subject does not complete the action.

*The meat was smelled by the dog.*

⤴ Clues for finding passive voice: "by" prepositional phrase

coloring key

Sentences 1-10:

Sentences 11-20:

active = blue

active = orange

passive = red

passive = green

# ACTIVE AND PASSIVE VOICE

Directions: Decide if the verb(s) in each sentence is active or passive voice. Then, use the coloring key to complete the coloring sheet. Please note that sentences 1-10 have a coloring key, and sentences 11-20 have a different coloring key.

1. Caroline petted the dog by the park entrance.
2. Kim's hair was cut by Lavar.
3. Christina forgot about her homework.
4. The shirt was ironed by Brett.
5. Scott brought pie and put it on the counter.
6. Some teachers cover summer school.
7. The cake was decorated by Ashton.
8. Braylon took popcorn to the cookout.
9. Our dinner was grilled by mom.
10. Yesterday, that phone was activated by Tyrell.

active = blue

passive = red

11. Meghan and Abigail purchased hot cocoa for everyone.
12. Tyler jumped on the trampoline by himself.
13. Elaine frequently posts to social media.
14. That punch container was spilled by Kayla.
15. Our books were packed by movers.
16. The flowers were arranged by Delli.
17. The baby took a nap.
18. The coffee was brewed by dad.
19. Emma hooked the curtains on the rod.
20. The leaves were raked by Maria.

active = orange

passive = green

# ACTIVE AND PASSIVE VOICE

Directions: Decide if the verb(s) in each sentence is active or passive voice. Then, use the coloring key to complete the coloring sheet. Please note that sentences 1-10 have a coloring key, and sentences 11-20 have a different coloring key.

1. Caroline petted the dog by the park entrance.  
**active**
2. Kim's hair was cut by Lavar.  
**passive**
3. Christina forgot about her homework.  
**active**
4. The shirt was ironed by Brett.  
**passive**
5. Scott brought pie and put it on the counter.  
**active**
6. Some teachers cover summer school.  
**active**
7. The cake was decorated by Ashton.  
**passive**
8. Braylon took popcorn to the cookout.  
**active**
9. Our dinner was grilled by mom.  
**passive**
10. Yesterday, that phone was activated by Tyrell.  
**passive**

active = blue

passive = red

11. Meghan and Abigail purchased hot cocoa for everyone.  
**active**
12. Tyler jumped on the trampoline by himself.  
**active**
13. Elaine frequently posts to social media.  
**active**
14. That punch container was spilled by Kayla.  
**passive**
15. Our books were packed by movers.  
**passive**
16. The flowers were arranged by Delli.  
**passive**
17. The baby took a nap.  
**active**
18. The coffee was brewed by dad.  
**passive**
19. Emma hooked the curtains on the rod.  
**active**
20. The leaves were raked by Maria.  
**passive**

active = orange

passive = green

Active  
14. That punch container was spilled by Kayla.

# ACTIVE AND PASSIVE VOICE





# ACTIVE AND PASSIVE VOICE

➡ Active Voice:

➡ Passive Voice:

⤴ Clues for finding passive voice:

coloring key

Sentences 1-10:

Sentences 11-20:

active = blue

active = orange

passive = red

passive = green

# ACTIVE AND PASSIVE VOICE

Directions: Decide if the underlined verb(s) in each sentence is active or passive voice. Then, use the coloring key to complete the coloring sheet. Please note that sentences 1-10 have a coloring key, and sentences 11-20 have a different coloring key.

1. That sick baby lost weight.
2. The pencils were sharpened.
3. All of the spoons were polished.
4. The project screen dropped from the ceiling.
5. Everyone was directed away from the sidewalk.
6. The ceiling needs paint.
7. The floor was mopped clean.
8. Since breaking her foot, Ginny walks with crutches.
9. The cake was frosted by Brice.
10. Sandra ate some pizza.

active = blue

passive = red

11. Someone cleaned my car!
12. The folders were sorted.
13. Every book was ruined by mold.
14. Roberta knew the problem.
15. The pictures were posted by Lucy.
16. Melissa handed everyone some paper.
17. An announcement was made by Mandy.
18. Carlos hung the poster.
19. The blankets were turned into a fort.
20. Have you ever been serenaded by carolers?

active = orange

passive = green

# ACTIVE AND PASSIVE VOICE

Directions: Decide if the underlined verb(s) in each sentence is active or passive voice. Then, use the coloring key to complete the coloring sheet. Please note that sentences 1-10 have a coloring key, and sentences 11-20 have a different coloring key.

1. That sick baby lost weight.

**active**

2. The pencils were sharpened.

**passive**

3. All of the spoons were polished.

**passive**

4. The project screen dropped from the ceiling.

**active**

5. Everyone was directed away from the sidewalk.

**passive**

6. The ceiling needs paint.

**active**

7. The floor was mopped clean.

**passive**

8. Since breaking her foot, Ginny walks with crutches.

**active**

9. The cake was frosted by Brice.

**passive**

10. Sandra ate some pizza.

**active**

active = blue

passive = red

11. Someone cleaned my car!

**active**

12. The folders were sorted.

**passive**

13. Every book was ruined by mold.

**passive**

14. Roberta knew the problem.

**active**

15. The pictures were posted by Lucy.

**passive**

16. Melissa handed everyone some paper.

**active**

17. An announcement was made by Mandy.

**passive**

18. Carlos hung the poster.

**active**

19. The blankets were turned into a fort.

**passive**

20. Have you ever been serenaded by carolers?


**passive**

active = orange


passive = green

Thanks for the download!

## CHECK OUT THESE BLOG POSTS THAT HIGHLIGHT GRAMMAR LESSON IDEAS:




**HIGH SCHOOL GRAMMAR:**  
*meaningful discussions & activities*



*free download!*

teach

**SENTENCE STRUCTURE:**  
SIMPLE, COMPOUND, COMPLEX, &  
COMPOUND-COMPLEX



*teaching the*

**8 PARTS OF SPEECH**

TEACHING IDEAS FOR THE SECONDARY CLASSROOM

## THESE ARE OTHER LANGUAGE ARTS ACTIVITIES:

*digital & print*




**COMPLETE BUNDLE**  
GRAMMAR & WRITING ERRORS

*digital & print*



**SENTENCE STRUCTURE**  
COMPLETE BUNDLE




**GRAMMAR AND LANGUAGE**

First LANGUAGE ARTS CLASSROOM

**GRAMMAR TEXTBOOK**

**5<sup>TH</sup> & 6<sup>TH</sup> GRADE INTERACTIVE NOTEBOOK**



**GRAMMAR MANIPULATIONS**  
*hands-on grammar*



**PARTS OF SPEECH**  
INFOGRAPHICS & PRESENTATION

## LANGUAGE ARTS CLASSROOM, LLC

*Thanks for the download!*

### **PLEASE READ THIS TERMS OF USE TO PROTECT MY WORK AND LICENSING PERMISSIONS.**

I appreciate your support and want you to be happy with your purchase. If for any reason you are unhappy, need a change in font/sizing, or would like a different format, please email me at [lauralee@languageartsclassroom.com](mailto:lauralee@languageartsclassroom.com)

I have a license for images, fonts, and graphics. Therefore:

Purchase of this product is for use by one classroom/ one homeschool.

Additional licenses for schools or departments may be purchased (at a discounted rate) on TpT.

This material may not be posted on the Internet or disseminated in any other form for general audiences.

You MAY share this document with parents and students for home-use via print-outs, email, or Google Classroom.

### **TIPS:**

✦ If you leave feedback on a purchase, you also earn credit with TpT for future purchases.

✦ Follow me on TpT. (Click the **green star**.) You'll get fast updates this way.

✦ Would you like two dozen free downloads? Subscribing to my blog has benefits! [Sign-up](#), and I'll send you directions to visit my subscriber-only library.

As always, please contact me with any questions or concerns!

Thanks again,

*Lauralee, Language Arts Classroom*