

TIPS FOR COLORING SHEETS

Here are some ideas I've found helpful!

- Have students keep their note sheets out as they complete the sentences.
- Allow students to color the general areas of the numbered selection.
- Encourage students to consult the sentences as they color. This will minimize coloring errors and reinforce the concepts.
- For pages that have limited color choices, encourage students to use different shades of the assigned color.
- Ask students to personalize the sheets: color with stripes, dots, or zigzags.
- Have students mark the number with the correct color before they begin their coloring sheet.
- These activities work well as station activities or as partner work.
- Save yourself time; show students the final pictures (included as a PDF) to check their work.
- Use the final products as decor in the secondary classroom!!
- Looking for research to support coloring sheets in your lesson plans? I've got you covered:

<http://languageartsclassroom.com/2016/01/coloring-sheets-for-older-students.html>

As always, thanks for inviting me into your classroom!

Lauralee ~ Language Arts Classroom

ACTION AND LINKING VERBS

Directions: Identify the underlined verb as action or linking. When you have the answers, use the key to match the verb to its assigned color. Please note that sentences 1-10 have a coloring code, and sentences 11-20 have a different coloring code.

1. Rupert gave Jason a note.
2. Ronald seems quiet today.
3. Tamir was absent from school.
4. May I borrow ten dollars?
5. Dennis brought dessert to the picnic.
6. Alanah is the lead for the school play.
7. The new puppies are adorable.
8. The toddler built with plastic blocks.
9. The pizzas taste salty.
10. Those letters remain hidden.

action verb - green

linking verb - purple

11. I am ready for the test.
12. Mice eat cheese and peanut butter.
13. Last night, snow covered my town.
14. Mom and dad sound tired!
15. I shattered my phone.
16. Lily and Sage write a blog together.
17. At the pool, the water appears calm.
18. The boys spent the night.
19. It feels warm in the dining room.
20. Emily slept all morning.

action verb - yellow

linking verb - blue

ACTION AND LINKING VERBS

Directions: Identify the underlined verb as action or linking. When you have the answers, use the key to match the verb to its assigned color. Please note that sentences 1-10 have a coloring code, and sentences 11-20 have a different coloring code.

1. Rupert gave Jason a note.
action verb - green
2. Ronald seems quiet today.
linking verb - purple
3. Tamir was absent from school.
linking verb - purple
4. May I borrow ten dollars?
action verb - green
5. Dennis brought dessert to the picnic.
action verb - green
6. Alanah is the lead for the school play.
linking verb - purple
7. The new puppies are adorable.
linking verb - purple
8. The toddler built with plastic blocks.
action verb - green
9. The pizzas taste salty.
linking verb - purple
10. Those letters remain hidden.
linking verb - purple

action verb - green

linking verb - purple

11. I am ready for the test.
linking verb - blue
12. Mice eat cheese and peanut butter.
action verb - yellow
13. Last night, snow covered my town.
action verb - yellow
14. Mom and dad sound tired!
linking verb - blue
15. I shattered my phone.
action verb - yellow
16. Lily and Sage write a blog together.
action verb - yellow
17. At the pool, the water appears calm.
linking verb - blue
18. The boys spent the night.
action verb - yellow
19. It feels warm in the dining room.
linking verb - blue
20. Emily slept all morning.
action verb - yellow

action verb - yellow

linking verb - blue



ACTION AND LINKING VERBS

Action and Linking Verbs



ACTION AND LINKING VERBS

Directions: Identify the underlined verb as action or linking. When you have the answers, use the key to match the verb to its assigned color. Please note that sentences 1-10 have a coloring code, and sentences 11-20 have a different coloring code.

1. Reagan is tired.
2. Niles was a pirate for Halloween.
3. Jornelle played on the swing set.
4. That burrito tastes spicy.
5. The water appears calm.
6. Taste this popcorn!
7. Tyronne feels sore after basketball practice.
8. The girls were ready for the parade.
9. Alyssa feels material before she purchases it.
10. Ryan tasted the sardines.
11. The peach smells sweet.
12. My dog appears in the kitchen when I cook meat.
13. The vegetable garden grows slowly each summer.
14. That race seems impossible to win.
15. Evan, the dog, sounds hoarse from barking.
16. Dad grew impatient as time passed.
17. Samantha remains committed to the club.
18. Sound the alarm!
19. Carol handed everyone a pamphlet.
20. I am ready for the game.

action verb - green

linking verb - purple

action verb - yellow

linking verb - blue

ACTION AND LINKING VERBS

Directions: Identify the underlined verb as action or linking. When you have the answers, use the key to match the verb to its assigned color. Please note that sentences 1-10 have a coloring code, and sentences 11-20 have a different coloring code.

1. Reagan is tired. linking verb - purple
2. Niles was a pirate for Halloween. linking verb - purple
3. Jornelle played on the swing set. action verb - green
4. That burrito tastes spicy. linking verb - purple
5. The water appears calm. linking verb - purple
6. Taste this popcorn! action verb - green
7. Tyronne feels sore after basketball practice.
linking verb - purple
8. The girls were ready for the parade. linking verb - purple
9. Alyssa feels material before she purchases it.
action verb - green
10. Ryan tasted the sardines. action verb - green

action verb - green

linking verb - purple

11. The peach smells sweet. linking verb - blue
12. My dog appears in the kitchen when I cook meat.
action verb - yellow
13. The vegetable garden grows slowly each summer.
action verb - yellow
14. That race seems impossible to win. linking verb - blue
15. Evan, the dog, sounds hoarse from barking.
linking verb - blue
16. Dad grew impatient as time passed. linking verb - blue
17. Samantha remains committed to the club.
linking verb - blue
18. Sound the alarm! action verb - yellow
19. Carol handed everyone a pamphlet. action verb - yellow
20. I am ready for the game. linking verb - blue

action verb - yellow

linking verb - blue

ACTION AND LINKING VERBS


1 2 5 6 8 7 9

3 4 10 14 11 15 13

16 17 18 20 19 5 4


1 12 2 16 6 14 3

Action and Linking Verbs




Thanks for the download!

CHECK OUT THESE BLOG POSTS THAT HIGHLIGHT GRAMMAR LESSON IDEAS:




HIGH SCHOOL GRAMMAR:
meaningful discussions & activities



free download!

teach

SENTENCE STRUCTURE:
SIMPLE, COMPOUND, COMPLEX, &
COMPOUND-COMPLEX



teaching the

8 PARTS OF SPEECH

TEACHING IDEAS FOR THE SECONDARY CLASSROOM

THESE ARE OTHER LANGUAGE ARTS ACTIVITIES:

digital & print




COMPLETE BUNDLE
GRAMMAR & WRITING ERRORS

digital & print



SENTENCE STRUCTURE
COMPLETE BUNDLE




GRAMMAR AND LANGUAGE

First
LANGUAGE ARTS CLASSROOM

GRAMMAR TEXTBOOK

5TH & 6TH GRADE | **INTERACTIVE NOTEBOOK**



GRAMMAR MANIPULATIONS
hands-on grammar



PARTS OF SPEECH
INFOGRAPHICS & PRESENTATION

LANGUAGE ARTS CLASSROOM, LLC

Thanks for the download!

PLEASE READ THIS TERMS OF USE TO PROTECT MY WORK AND LICENSING PERMISSIONS.

I appreciate your support and want you to be happy with your purchase. If for any reason you are unhappy, need a change in font/sizing, or would like a different format, please email me at lauralee@languageartsclassroom.com

I have a license for images, fonts, and graphics. Therefore:

Purchase of this product is for use by one classroom/ one homeschool.

Additional licenses for schools or departments may be purchased (at a discounted rate) on TpT.

This material may not be posted on the Internet or disseminated in any other form for general audiences.

You MAY share this document with parents and students for home-use via print-outs, email, or Google Classroom.

TIPS:

✦ If you leave feedback on a purchase, you also earn credit with TpT for future purchases.

✦ Follow me on TpT. (Click the **green star**.) You'll get fast updates this way.

✦ Would you like two dozen free downloads? Subscribing to my blog has benefits! [Sign-up](#), and I'll send you directions to visit my subscriber-only library.

As always, please contact me with any questions or concerns!

Thanks again,

Lauralee, Language Arts Classroom