

Grammar Station Organizers

LANGUAGE ARTS CLASSROOM

GRAMMAR FREEBIE TEN

PURPOSE:

Teachers CAN use most grammar tools as station work as long as the tool fits within the time frame and is organized. Use these station dividers to help you organize your stations.

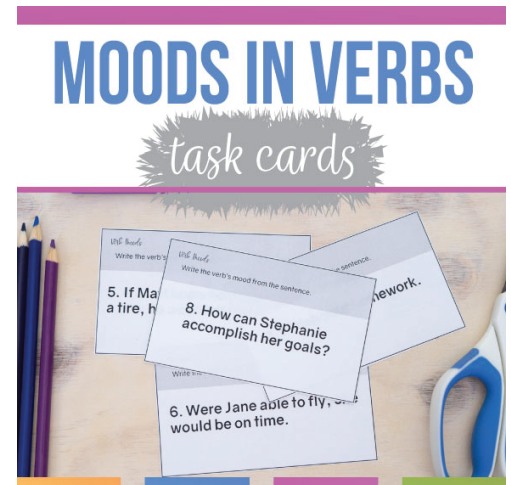
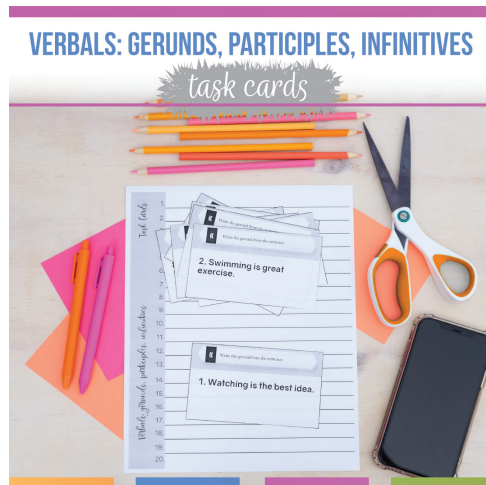

Clear dividers not only help teachers, but they also help students. Students can see the labeled sections of their stations, especially if the stations are spread in the hall or different sections.

IDEAS FOR IMPLEMENTATION:

Decide your time: How long will students stay at each station? Then, decide how much work can easily be finished at each station. Arrange pieces (for example, four task cards) to fit your time limit.

Decide how you want students to record their answers. You can create an answer sheet in advance, especially if all stations will have similar work. You may also want students to take pictures and send them to you.

MORE STATION TOOLS:



Station One:



Station Two:




Station Three:



Station Four:



Station five:



Station Six:




Station Seven:



Station Eight:



Station Nine:



Station Ten:



Station Eleven:



Station Twelve:



Station Thirteen:



Station fourteen:



Station Fifteen

